




How to Register for the Math Center

Step 1: Log into myHancock



ALLAN
HANCOCK
COLLEGE

USERNAME

PASSWORD

SHOW PASSWORD

Login

[Forgot Password](#) | [Forgot Username?](#)

First time logging in? Set your password with the gold button:

New Hancock College Users

Step 2: Hover over “Class Registration & Schedule”

The screenshot shows the myHancock website dashboard. The top navigation bar is dark blue with the myHancock logo on the left, a search bar in the center, and notification, chat, and user icons on the right. The left sidebar contains a menu with sections: Dashboard (with sub-items: Activity, Announcements (21), Resources, Discover, Events & Calendars), Shortcuts (with sub-items: Schedule a Counseling Appointment, Jobspeaker Job Board, Canvas, DegreeWorks, Online Orientation), and Tools (with sub-items: BankMobile, Classes/Academic Tools, Employment/Career Tools, Everyday Tools, Fees and Balances). The main content area features three large tiles: 'Class Registration & Schedule' (highlighted with a green border and a red arrow pointing to it), 'Financial Aid' (showing a graduation cap and money), and 'Transcripts' (showing a student at a computer). A 'Help' button is located in the bottom right corner.

Step 3: Click on “Register/Add/Drop Classes”

The screenshot displays the myHancock portal interface. At the top, there is a blue navigation bar with the myHancock logo, a search bar, and notification icons. The main content area features a sidebar on the left with navigation options: Dashboard, Activity, Announcements (21), Resources, Discover, and Events & Calendars. Below these are sections for Shortcuts (Schedule a Counseling Appointment, Jobspeaker Job Board, Canvas, DegreeWorks, Online Orientation) and Tools (BankMobile, Classes/Academic Tools, Employment/Career Tools, Everyday Tools, Fees and Balances). The central area contains three main cards: 'Class Registration & Schedule' (with sub-options: Register/Add/Drop Classes, Class Search, My Schedule), 'Financial Aid', and 'Transcripts'. A large red arrow points to the 'Register/Add/Drop Classes' button, which is also circled in red. A 'Help' button is located in the bottom right corner. The URL at the bottom left is https://portal.hancockcollege.edu/pages/registration.

Step 4: Click on “Add a class”

The screenshot shows the myHancock website interface. The top navigation bar is dark blue with the myHancock logo on the left, a search bar in the center, and notification and user icons on the right. The left sidebar contains a menu with categories: Dashboard, Activity, Announcements (with a '21' badge), Resources, Discover, and Events & Calendars. Below this is a 'Shortcuts' section with icons for 'Schedule a Counseling Appointment', 'Jobspeaker Job Board', 'Canvas', 'DegreeWorks', and 'Online Orientation'. The bottom section is 'Tools', with a 'View all' link and icons for 'BankMobile', 'Classes/Academic Tools', 'Employment/Career Tools', 'Everyday Tools', and 'Fees and Balances'. The main content area is titled 'Registration' and includes a breadcrumb trail 'All Pages > General Information > Registration'. A red arrow points to the 'Add a class' button, which is highlighted with a green border. Below it is a 'Drop a class' link. Further down are links for 'My registration date', 'View current schedule', 'My waitlist position', 'Pass/no pass option', 'Change major/education goal', and 'Enrollment verification certificate'. The 'English and Math Placement' section contains links for 'My English and Math Placement' and 'My English as a Second Language (ESL) Placement'. The 'Helpful Videos' section contains links for 'Videos on How to Register for a Class' and 'Videos sobre cómo inscribirse en clases'. The page footer indicates 'Last updated on Feb 25, 2023'.

myHancock

Search

18

All Pages > General Information > Registration

Registration

Registration

[Add a class](#)

[Drop a class](#)

[My registration date](#)

[View current schedule](#)

[My waitlist position](#)

[Pass/no pass option](#)

[Change major/education goal](#)

[Enrollment verification certificate](#)

English and Math Placement

[My English and Math Placement](#)

[My English as a Second Language \(ESL\) Placement](#)

Helpful Videos

[Videos on How to Register for a Class](#)

[Videos sobre cómo inscribirse en clases](#)

Last updated on Feb 25, 2023

Step 5: Select term you are registering for

Welcome Back to AHC!

Please select the term for which you are intending to register:



- Fall 2025
- Summer 2025

Please complete the following questions before registering for your classes.

You will be given an opportunity to review and update important contact information in addition to your major and educational goals.

The survey information is required by the state and is kept anonymous.

Thank you.

Step 6: Click on “Register Add/Drop Classes”

ALLAN HANCOCK COLLEGE

Student • Registration

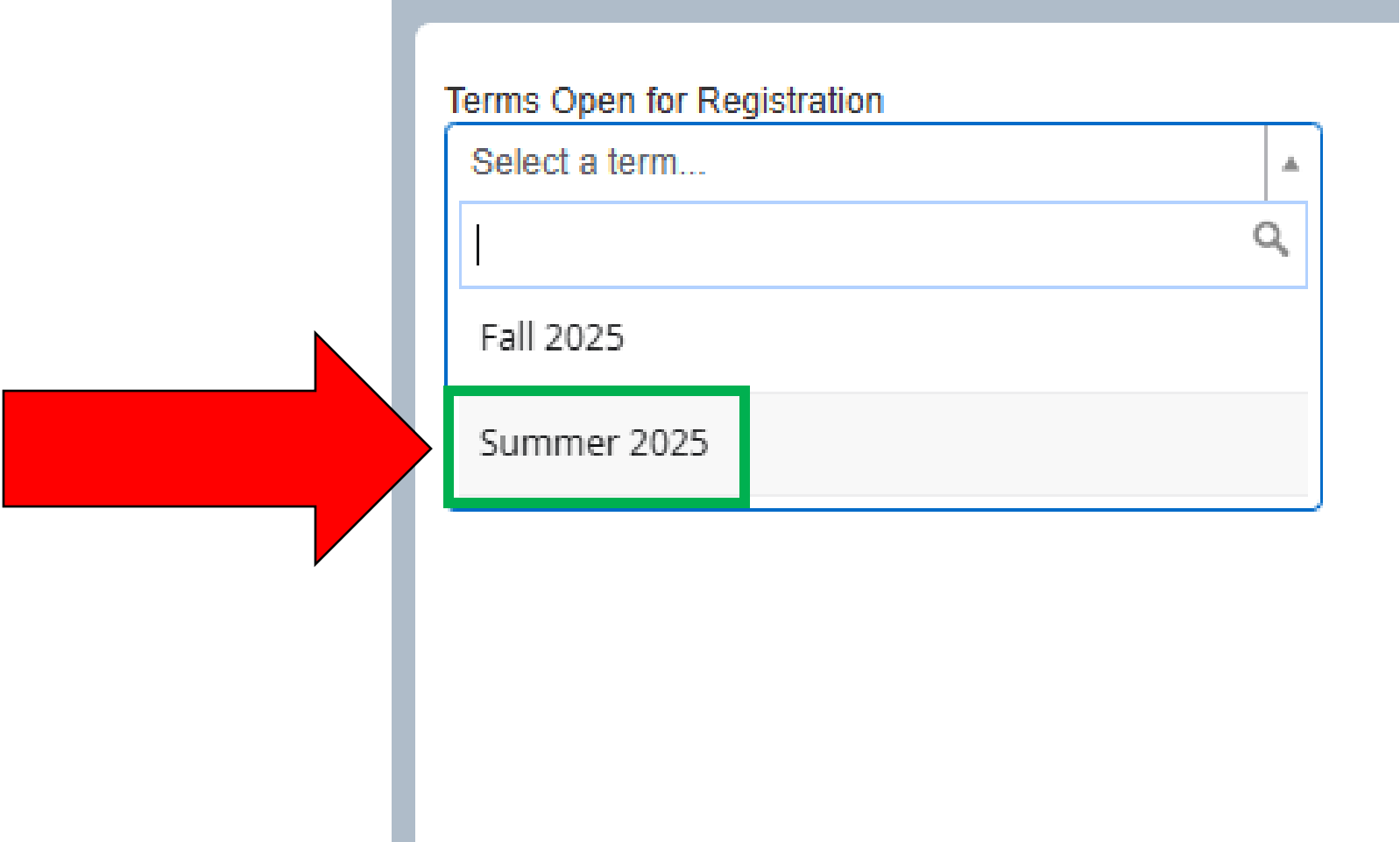
Registration

Rectangular Snip

What would you like to do?

- Register Add/Drop Classes**
Search and register for your classes. You can also view and manage your schedule.
- Plan Ahead**
Give yourself a head start by building plans. When you're ready to register, you'll be able to load these plans.
- Browse Classes**
Looking for classes? In this section you can browse classes that are new and interesting.
- Browse Course Catalog**
Look up basic course information like subject, course and description.
- View Registration Information**
View your past schedules and your ungraded classes.
- Prepare for Registration**
View registration status, update student term data, and complete pre-registration requirements.

Step 7: Select “Summer 2025” Term



Terms Open for Registration

Select a term...

Fall 2025

Summer 2025

A red arrow points to the 'Summer 2025' option in the dropdown menu.

Step 8: Click on “Enter CRNs”


Find Classes **Enter CRNs** Plans Schedule and Options

Enter Course Reference Numbers (CRNs) to Register

Term: Summer 2025

CRN

[+ Add Another CRN](#) **Add to Summary**



Step 9: Find CRN on Math Center webpage

Math Center webpage is <https://www.hancockcollege.edu/mathcenter/index.php> or [here](#)



Here is where the CRN 10075 can be found on the webpage

Register to use the Math Center

The Math Center is a free service available to all students, however **you must register each semester** for the noncredit class BASK-7014 to use the services. Registration may be done on myHancock or at Community Education in Building S. The Summer **CRN is 10075.**



Step 10: Type CRN # into box, then click “Add to Summary”

Register for Classes

Find Classes **Enter CRNs** Plans Schedule and Options

Enter Course Reference Numbers (CRNs) to Register

Term: Summer 2025

Enter CRN 10075

CRN Mathematics Lab BASK 7014, A

CRN

[+ Add Another CRN](#) **Add to Summary**

Click Add to Summary

Step 11: Click “Submit” once *Mathematics Lab* status is “Pending”

Register for Classes

Find Classes **Enter CRNs** Plans Schedule and Options

Enter Course Reference Numbers (CRNs) to Register
Term: Spring 2025

CRN

[+ Add Another CRN](#) **Add to Summary**

Schedule | Schedule Details

Class Schedule for Spring 2025


| | Sunday | Monday | Tuesday | Wednesday | Thursday | Friday | Saturday |
|-----|--------|--------|---------|-----------|----------|--------|----------|
| 6am | | | | | | | |
| 7am | | | | | | | |
| 8am | | | | | | | |
| 9am | | | | | | | |

Summary [Tuition and Fees](#)

| Title | Details | Hours | CRN | Schedule Type | Status | Action |
|---------------------------------|--------------|-------|-------|---------------|---------|--------------------|
| Mathematics Lab | BASK 7014, A | 0 | 40494 | Lab | Pending | Registered via Web |

Total Hours | Registered: 7 | Billing: 7 | CEU: 0 | Min: 0 | Max: 20.5

<https://ssb.hancockcollege.edu/StudentRegistrationSsb/ssb/registration> **Submit**



Step 12: Confirm “Registered” status

Find Classes **Enter CRNs** Plans Schedule and Options

Enter Course Reference Numbers (CRNs) to Register
Term: Summer 2025

CRN

[+ Add Another CRN](#)

Schedule Schedule Details **Summary** [Tuition and Fees](#)

Class Schedule for Summer 2025

| | Sunday | Monday | Tuesday | Wednesday | Thursday | Friday | Saturday |
|-----|--------|--------|---------|-----------|----------|--------|----------|
| 6am | | | | | | | |
| 7am | | | | | | | |
| 8am | | | | | | | |

Mathematics Lab | BASK 7014... | 0 | 10075 | Lab | **Registered** | None

Total Hours | Registered: 0 | Billing: 0 | CEU: 0 | Min: 0 | Max: 12