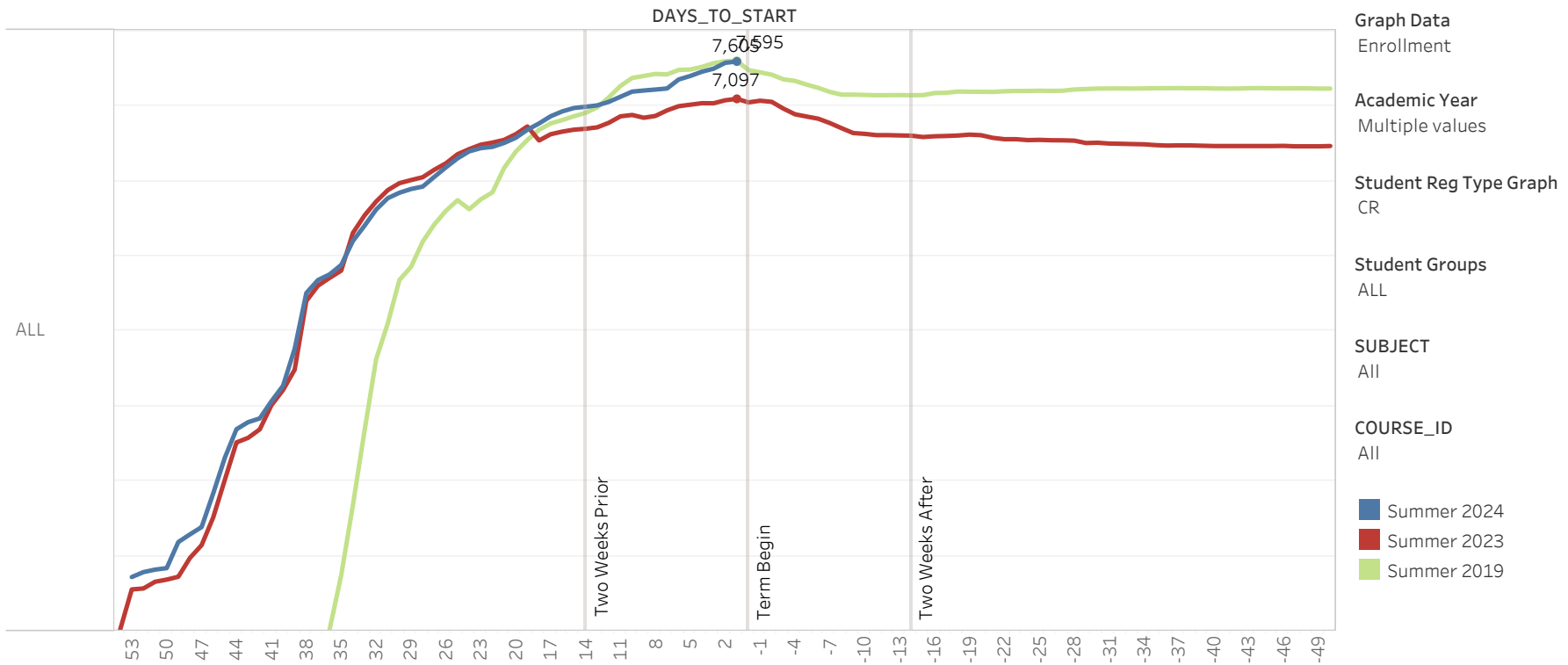
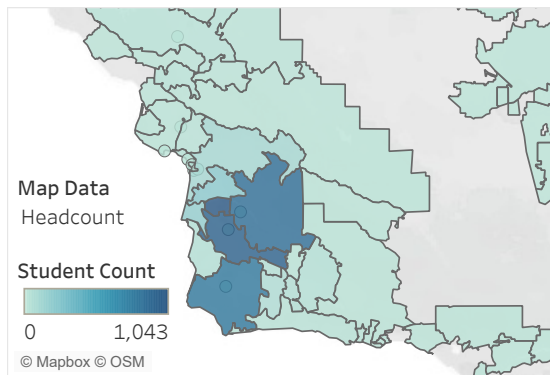


AHC Registration Report | Summer Enrollment Graph

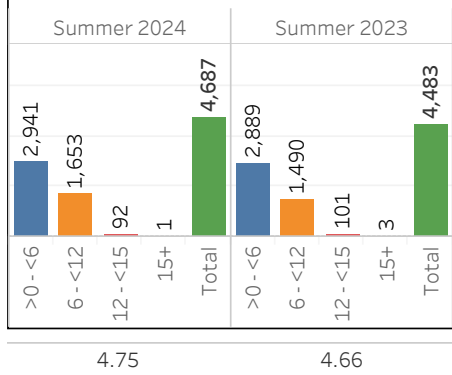


Student Reg Type Student Groups Leading Term
CR ALL Summer 2024

Student Location Headcount Summer 2024



Headcount | Unit Load & Avg Units



Headcount Recent HS Grad - Local Feeder HS

Groups	Summer 2024			Summer 2023		
	Prior Concurrent	Not Prior Concurrent	Total	Prior Concurrent	Not Prior Concurrent	Total
Arroyo Grande ..	7	3	3	2	9	9
Cabrillo High	7	12	19	7	9	11
Delta High	51	7	14	46	4	11
Ernest Righetti ..	13	20	71	4	17	63
Lompoc High	7	8	21	7	8	12
Nipomo High	28	7	7	36	9	9
Orcutt Academy	51	3	31	53	1	37
Pioneer Valley ..	46	3	54	26	11	64
Santa Maria High	12	25	71	4	20	46
Santa Ynez HS	5	2	14	5	4	4
St Joseph HS	5	8	5	8	3	11
Grand Total	220	90	310	186	91	277

Headcount Data as of 1 day(s) UNITL term begin | Graph data for 2019 included as a guidepost to show data prior to pandemic | 'True NC' excludes NC courses that serve credit students