



# Preschool Teachers, Except Special Education in 2 California Counties

# Contents

|                               |    |
|-------------------------------|----|
| What is Lightcast Data? ..... | 1  |
| Report Parameters .....       | 2  |
| Executive Summary .....       | 3  |
| Jobs .....                    | 4  |
| Compensation .....            | 6  |
| Job Posting Activity .....    | 7  |
| Demographics .....            | 10 |
| Occupational Programs .....   | 13 |
| Appendix A .....              | 14 |

## What is Lightcast Data?

Lightcast data is a hybrid dataset derived from official government sources such as the US Census Bureau, Bureau of Economic Analysis, and Bureau of Labor Statistics. Leveraging the unique strengths of each source, our data modeling team creates an authoritative dataset that captures more than 99% of all workers in the United States. This core offering is then enriched with data from online social profiles, resumé, and job postings to give you a complete view of the workforce.

Lightcast data is frequently cited in major publications such as *The Atlantic*, *Forbes*, *Harvard Business Review*, *The New York Times*, *The Wall Street Journal*, and *USA Today*.



## Report Parameters

### 1 Occupation

25-2011    Preschool Teachers, Except Special Education

---

### 2 Counties

6079    San Luis Obispo County, CA

6083    Santa Barbara County, CA

---

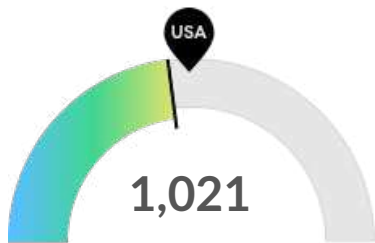
### Class of Worker

QCEW Employees, Non-QCEW Employees, and Self-Employed

The information in this report pertains to the chosen occupation and geographical areas.

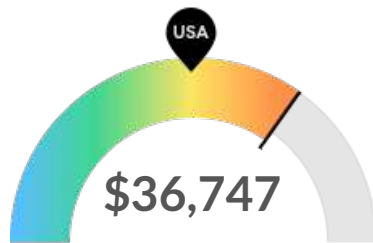
## Executive Summary

### Average Job Posting Demand Over a Thin Supply of Regional Jobs



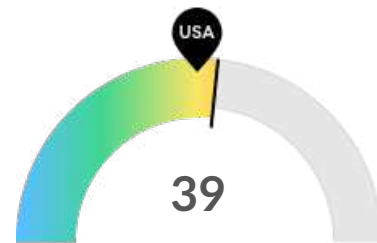
**Jobs (2023)**

Your area is not a hotspot for this kind of job. The national average for an area this size is 1,151\* employees, while there are 1,021 here.



**Compensation**

Earnings are high in your area. The national median salary for Preschool Teachers, Except Special Education is \$30,087, compared to \$36,747 here.



**Job Posting Demand**

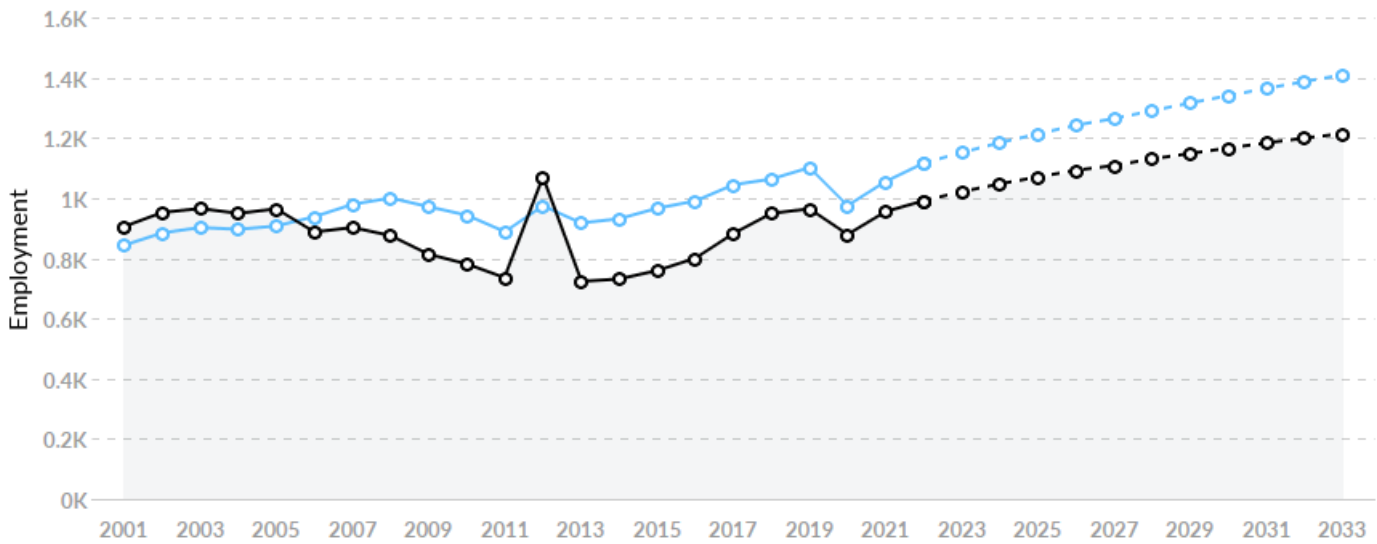
Job posting activity is about average in your area. The national average for an area this size is 35\* job postings/mo, while there are 39 here.

\*National average values are derived by taking the national value for Preschool Teachers, Except Special Education and scaling it down to account for the difference in overall workforce size between the nation and your area. In other words, the values represent the national average adjusted for region size.

# Jobs

## Regional Employment Is Lower Than the National Average

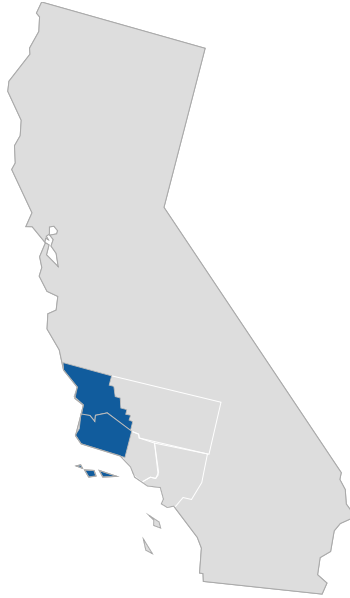
An average area of this size typically has 1,151\* jobs, while there are 1,021 here. This lower than average supply of jobs may make it more difficult for workers in this field to find employment in your area.



| Region                  | 2023 Jobs | 2033 Jobs | Change | % Change |
|-------------------------|-----------|-----------|--------|----------|
| ● 2 California Counties | 1,021     | 1,214     | 194    | 19.0%    |
| ● National Average      | 1,151     | 1,409     | 258    | 22.4%    |

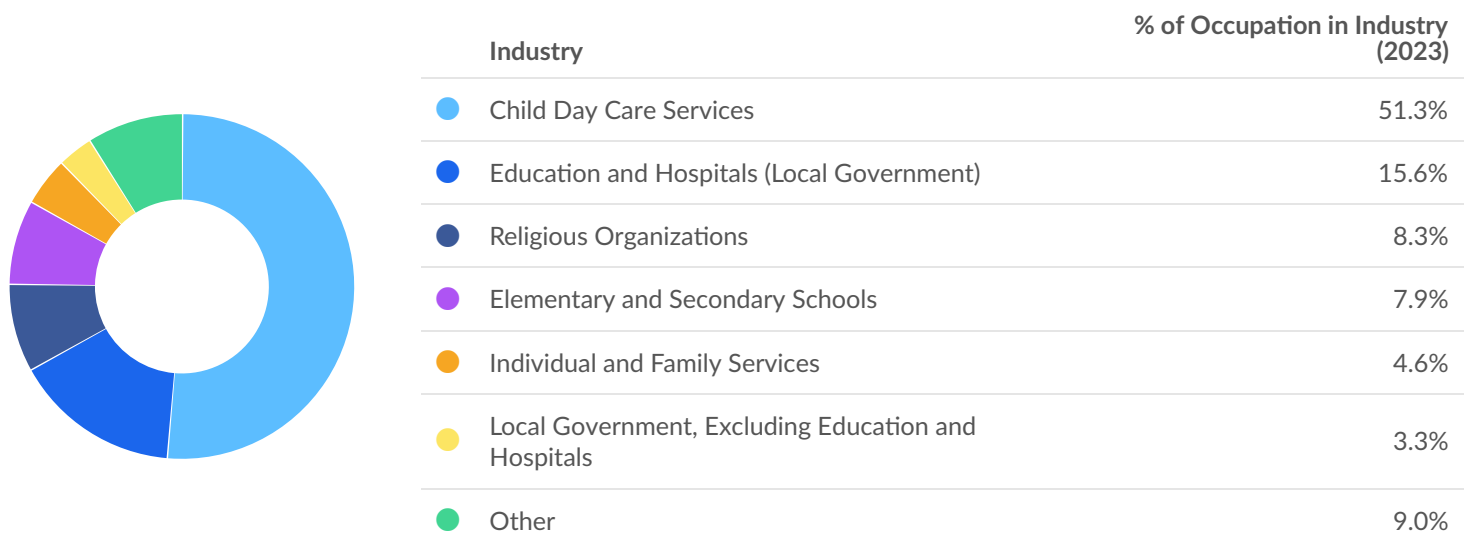
\*National average values are derived by taking the national value for Preschool Teachers, Except Special Education and scaling it down to account for the difference in overall workforce size between the nation and your area. In other words, the values represent the national average adjusted for region size.

## Regional Breakdown



| County                     | 2023 Jobs |
|----------------------------|-----------|
| Santa Barbara County, CA   | 572       |
| San Luis Obispo County, CA | 448       |

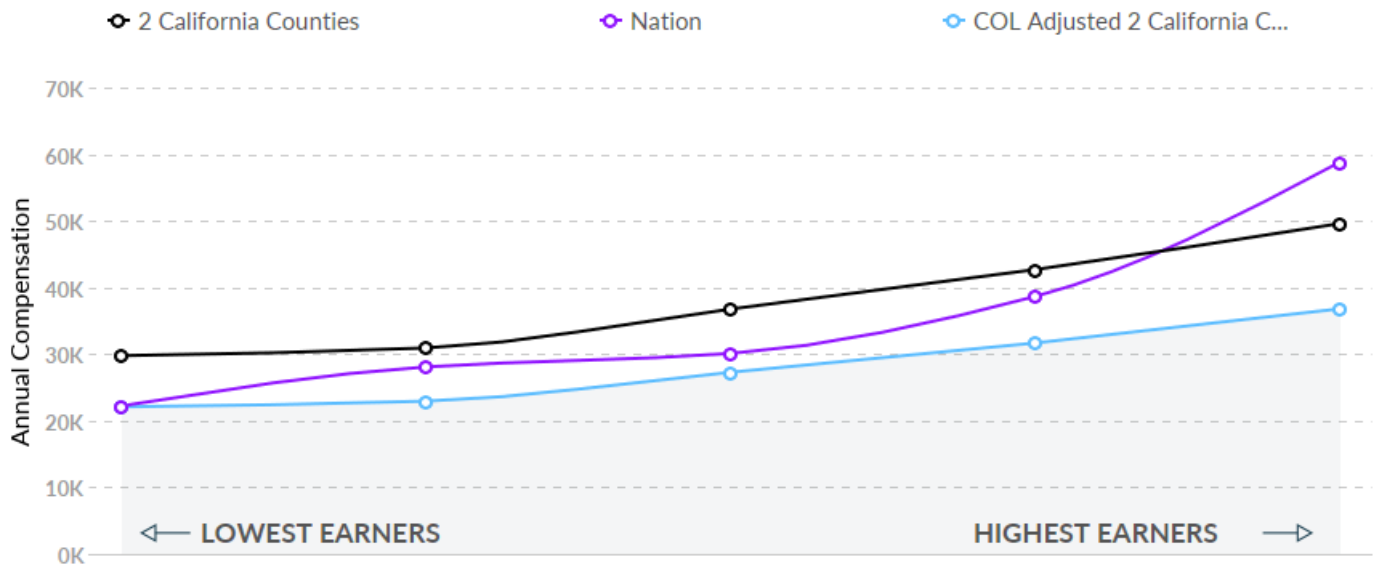
## Most Jobs are Found in the Child Day Care Services Industry Sector



# Compensation

## Regional Compensation Is 22% Higher Than National Compensation

For Preschool Teachers, Except Special Education, the 2021 median wage in your area is \$36,747, while the national median wage is \$30,087.





# Job Posting Activity



**232 Unique Job Postings**

The number of unique postings for this job from Jan 2023 to Jun 2023.



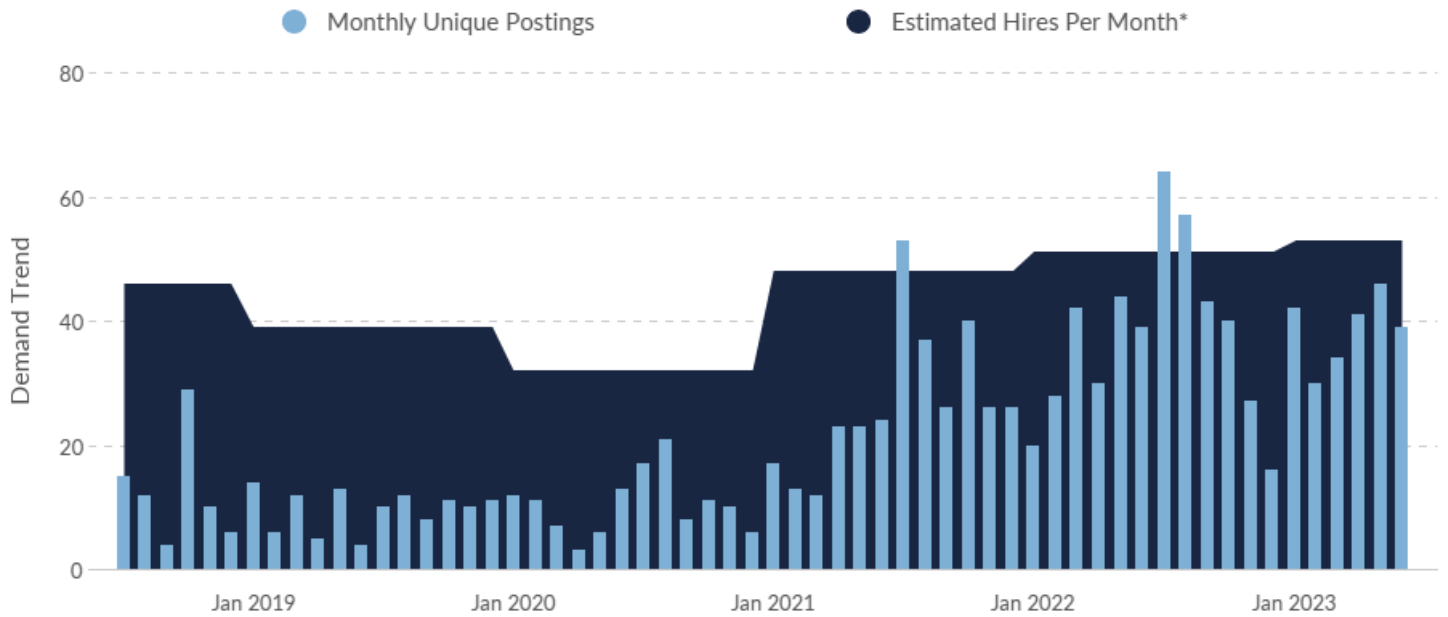
**67 Employers Competing**

All employers in the region who posted for this job from Jan 2023 to Jun 2023.



**33 Day Median Duration**

Posting duration is the same as what's typical in the region.



| Occupation                                   | Avg Monthly Postings (Jan 2023 - Jun 2023) | Avg Monthly Hires (Jan 2023 - Jun 2023) |
|--|--|---|
| Preschool Teachers, Except Special Education | 39   | 53                                      |

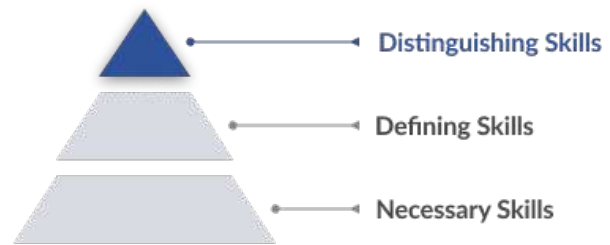
\*A hire is reported by the Quarterly Workforce Indicators when an individual's Social Security Number appears on a company's payroll and was not there the quarter before. Lightcast hires are calculated using a combination of Lightcast jobs data, information on separation rates from the Bureau of Labor Statistics (BLS), and industry-based hires data from the Census Bureau.

| Top Companies                      | Unique Postings |
|------------------------------------|-----------------|
| Community Action Partnership ...   | 45              |
| Tri-Counties Regional Center       | 12              |
| Bright Horizons                    | 10              |
| Community Action Commission ...    | 8               |
| Santa Barbara Zoo                  | 5               |
| Compass Center                     | 4               |
| Isla Vista Youth Projects          | 4               |
| San Luis Obispo County Office O... | 4               |
| Amigo Baby                         | 3               |
| Champions                          | 3               |

| Top Job Titles                    | Unique Postings |
|-----------------------------------|-----------------|
| Preschool Teachers                | 41              |
| Infant/Toddler Teachers           | 21              |
| Child Development Specialists     | 16              |
| Preschool Associate Teachers      | 16              |
| Teachers                          | 16              |
| Child Care Teachers               | 13              |
| Infant/Toddler/Preschool Teach... | 12              |
| Preschool Teacher Assistants      | 11              |
| Early Childhood Specialists       | 5               |
| Before and After School Teachers  | 4               |

## Top Distinguishing Skills by Demand

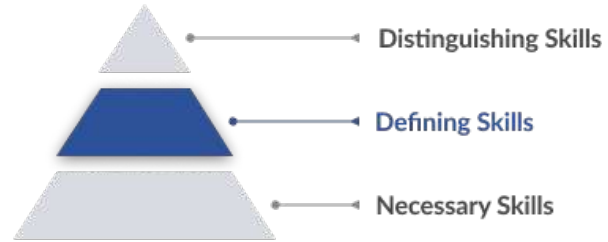
An occupation's Distinguishing Skills are the advanced skills that are called for occasionally. An employee with these skills is likely more specialized and able to differentiate themselves from others in the same role.



| Skill                          | Salary Boosting | Job Postings Requesting |
|--------------------------------|-----------------|-------------------------|
| Head Start (Education Program) |                 | 9                       |
| Developmental Psychology       |                 | 6                       |
| Diaper Changing                |                 | 5                       |
| Interactive Learning           |                 | 0                       |

## Top Defining Skills by Demand

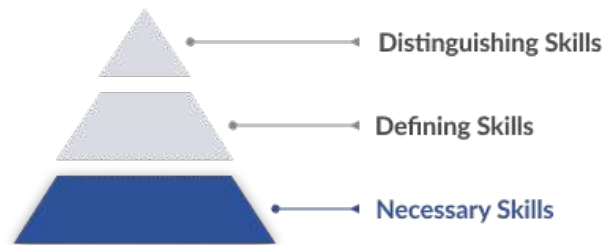
An occupation's Defining Skills represent the day-to-day tasks and responsibilities of the job. An employee needs these skills to qualify for and perform successfully in this occupation.



| Skill                     | Salary Boosting | Job Postings Requesting |
|---------------------------|-----------------|-------------------------|
| Child Development         | ✗               | 144                     |
| Preschool Education       | ✓               | 139                     |
| Working With Children     | ✗               | 97                      |
| Early Childhood Education | ✗               | 95                      |
| Lesson Planning           | ✗               | 74                      |
| Classroom Management      | ✗               | 37                      |

## Top Necessary Skills by Demand

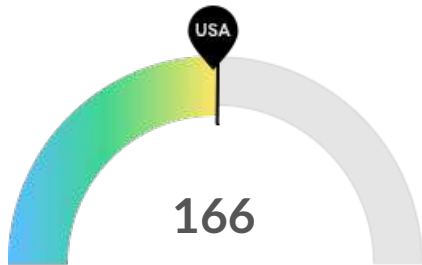
An occupation's Necessary Skills are the specialized skills required for that job and relevant across other similar jobs. An employee needs these skills as building blocks to perform the more complex Defining Skills.



| Skill   | Salary Boosting | Job Postings Requesting |
|---|-----------------|-------------------------|
| Cardiopulmonary Resuscitation (CPR) Certification | ✗               | 63                      |
| First Aid Certification                           | ✗               | 57                      |

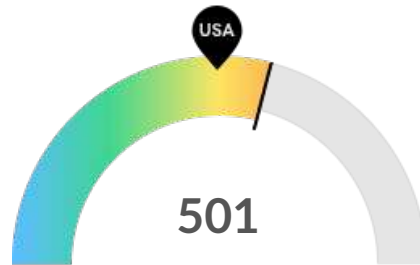
## Demographics

### Retirement Risk Is About Average, While Overall Diversity Is High



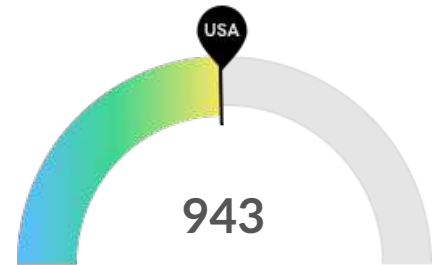
**Retiring Soon**

Retirement risk is about average in your area. The national average for an area this size is 163\* employees 55 or older, while there are 166 here.



**Racial Diversity**

Racial diversity is high in your area. The national average for an area this size is 399\* racially diverse employees, while there are 501 here.

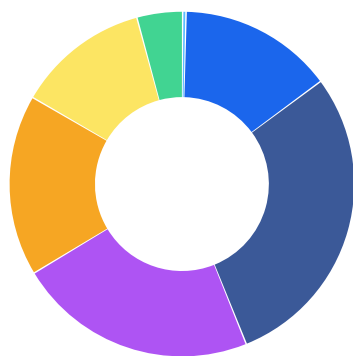


**Gender Diversity**

Gender diversity is about average in your area. The national average for an area this size is 959\* female employees, while there are 943 here.

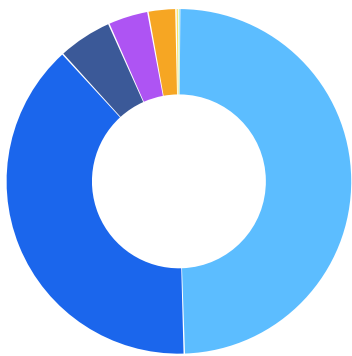
\*National average values are derived by taking the national value for Preschool Teachers, Except Special Education and scaling it down to account for the difference in overall workforce size between the nation and your area. In other words, the values represent the national average adjusted for region size.

## Occupation Age Breakdown



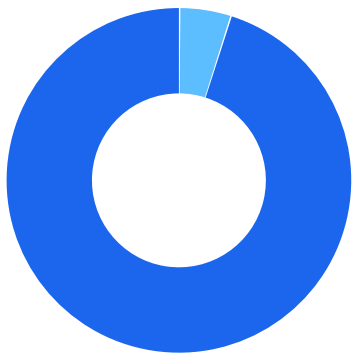
|       | % of Jobs | Jobs |
|-------|-----------|------|
| 14-18 | 0.3%      | 3    |
| 19-24 | 14.5%     | 143  |
| 25-34 | 29.1%     | 288  |
| 35-44 | 22.5%     | 223  |
| 45-54 | 17.0%     | 168  |
| 55-64 | 12.4%     | 123  |
| 65+   | 4.3%      | 42   |

## Occupation Race/Ethnicity Breakdown



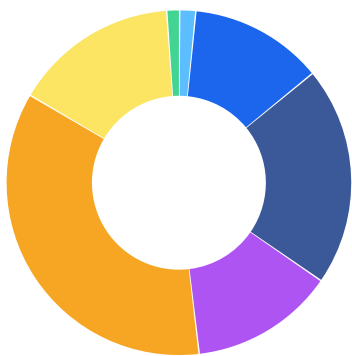
|   | % of Jobs | Jobs |
|---|-----------|------|
| White                                     | 49.4%     | 490  |
| Hispanic or Latino                        | 38.7%     | 384  |
| Asian                                     | 5.1%      | 51   |
| Black or African American                 | 3.8%      | 37   |
| Two or More Races                         | 2.6%      | 26   |
| American Indian or Alaska Native          | 0.3%      | 2    |
| Native Hawaiian or Other Pacific Islander | 0.1%      | 1    |

## Occupation Gender Breakdown



|         | % of Jobs | Jobs |
|---------|-----------|------|
| Males   | 4.8%      | 48   |
| Females | 95.2%     | 943  |

## National Educational Attainment



|  | % of Jobs |
|--|-----------|
| <span style="color: #00AEEF;">●</span> Less than high school diploma     | 1.5%      |
| <span style="color: #0070C0;">●</span> High school diploma or equivalent | 12.5%     |
| <span style="color: #003366;">●</span> Some college, no degree           | 20.5%     |
| <span style="color: #800080;">●</span> Associate's degree                | 13.5%     |
| <span style="color: #FFA500;">●</span> Bachelor's degree                 | 35.3%     |
| <span style="color: #FFD700;">●</span> Master's degree                   | 15.4%     |
| <span style="color: #008000;">●</span> Doctoral or professional degree   | 1.2%      |

# Occupational Programs



## 3 Programs

Of the programs that can train for this job, 3 have produced completions in the last 5 years.



## 564 Completions (2021)

The completions from all regional institutions for all degree types.



## 138 Openings (2021)

The average number of openings for an occupation in the region is 74.

| CIP Code | Top Programs                               | Completions (2021) |
|----------|--|--------------------|
| 13.0101  | Education, General                         | 489                |
| 13.1210  | Early Childhood Education and Teaching     | 71                 |
| 19.0708  | Child Care and Support Services Management | 4                  |

| Top Schools   | Completions (2021) |
|---|--------------------|
| Cuesta College  | 290                |
| University of California-Santa Barbara                  | 187                |
| California Polytechnic State University-San Luis Obispo | 70                 |
| Antioch University-Santa Barbara                        | 17                 |

## Appendix A

### **Preschool Teachers, Except Special Education (SOC 25-2011):**

Instruct preschool-aged students, following curricula or lesson plans, in activities designed to promote social, physical, and intellectual growth. Excludes Special Education Teachers (25-2050), Substitute Teachers, Short-Term (25-3031), and Childcare Workers (39-9011).

### **Sample of Reported Job Titles:**

- Teacher
- Pre-Kindergarten Teacher (Pre-K Teacher)
- Early Childhood Teacher
- Day Care Teacher
- Toddler Teacher
- Nursery Teacher
- Infant Teacher
- Daycare Teacher
- Montessori Preschool Teacher
- Montessori Paraprofessional

### **Related O\*NET Occupation:**

Preschool Teachers, Except Special Education (25-2011.00)