



Occupational Health and Safety Technicians in 2 California Counties

Contents

What is Lightcast Data?	1
Report Parameters	2
Executive Summary	3
Jobs	4
Compensation	7
Job Posting Activity	8
Demographics	12
Occupational Programs	15
Appendix A	16

What is Lightcast Data?

Lightcast data is a hybrid dataset derived from official government sources such as the US Census Bureau, Bureau of Economic Analysis, and Bureau of Labor Statistics. Leveraging the unique strengths of each source, our data modeling team creates an authoritative dataset that captures more than 99% of all workers in the United States. This core offering is then enriched with data from online social profiles, resumé, and job postings to give you a complete view of the workforce.

Lightcast data is frequently cited in major publications such as *The Atlantic*, *Forbes*, *Harvard Business Review*, *The New York Times*, *The Wall Street Journal*, and *USA Today*.



Report Parameters

1 Occupation

19-5012 Occupational Health and Safety Technicians

2 Counties

6079 San Luis Obispo County, CA

6083 Santa Barbara County, CA

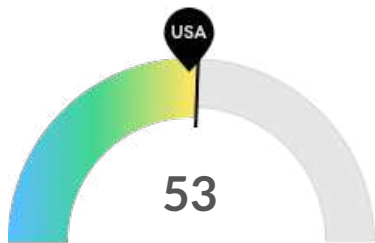
Class of Worker

QCEW Employees, Non-QCEW Employees, and Self-Employed

The information in this report pertains to the chosen occupation and geographical areas.

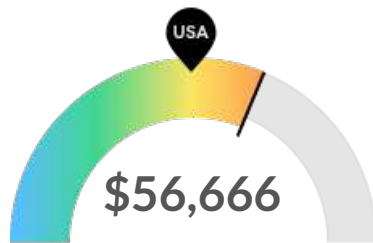
Executive Summary

Average Job Posting Demand Over an Average Supply of Regional Jobs



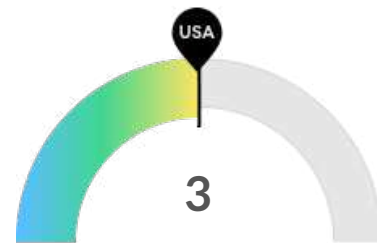
Jobs (2023)

Your area is about average for this kind of job. The national average for an area this size is 51* employees, while there are 53 here.



Compensation

Earnings are high in your area. The national median salary for Occupational Health and Safety Technicians is \$51,139, compared to \$56,666 here.



Job Posting Demand

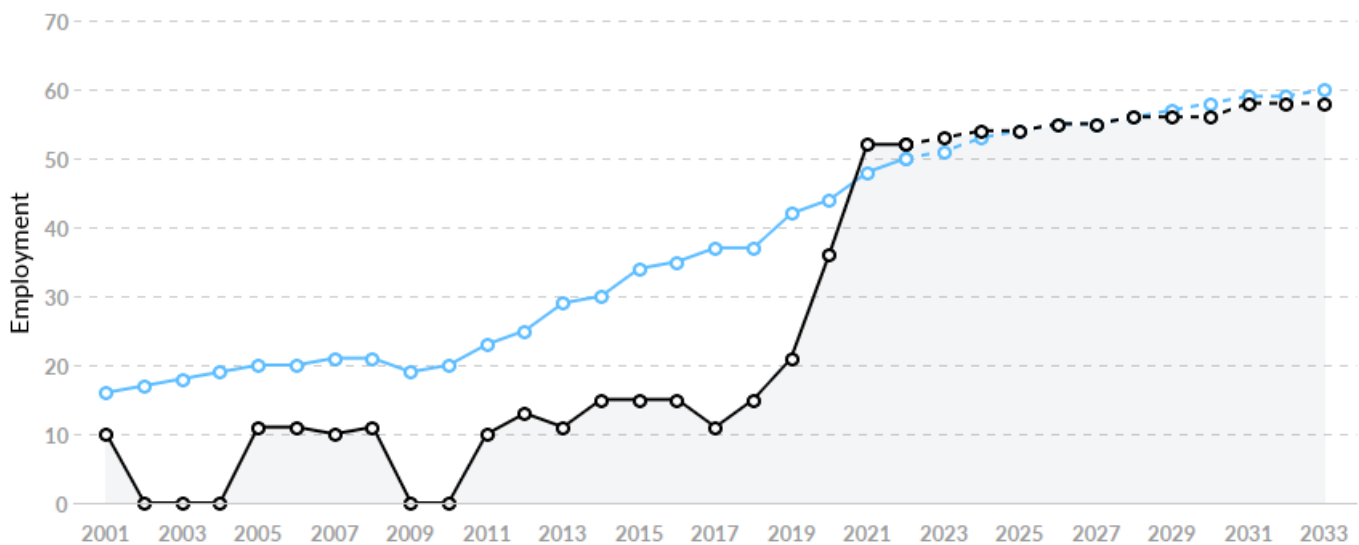
Job posting activity is about average in your area. The national average for an area this size is 3* job postings/mo, while there are 3 here.

*National average values are derived by taking the national value for Occupational Health and Safety Technicians and scaling it down to account for the difference in overall workforce size between the nation and your area. In other words, the values represent the national average adjusted for region size.

Jobs

Regional Employment Is About Equal to the National Average

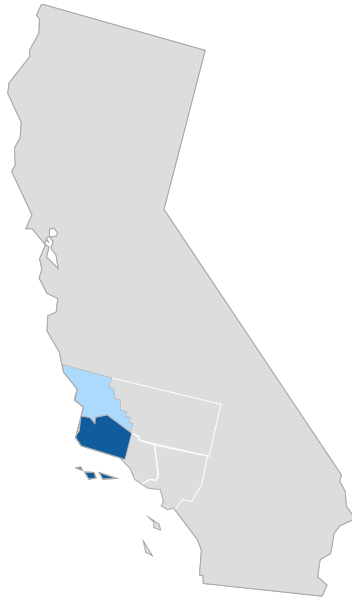
An average area of this size typically has 51* jobs, while there are 53 here.



Region	2023 Jobs	2033 Jobs	Change	% Change
● 2 California Counties	53	58	5	9.0%
● National Average	51	60	8	16.6%

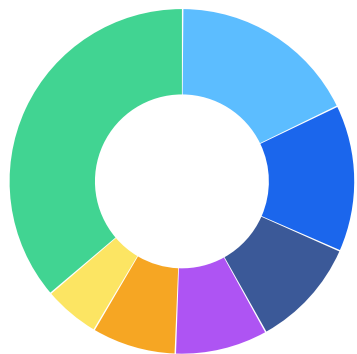
*National average values are derived by taking the national value for Occupational Health and Safety Technicians and scaling it down to account for the difference in overall workforce size between the nation and your area. In other words, the values represent the national average adjusted for region size.

Regional Breakdown



County	2023 Jobs
Santa Barbara County, CA	47
San Luis Obispo County, CA	<10

Most Jobs are Found in the Management, Scientific, and Technical Consulting Services Industry Sector

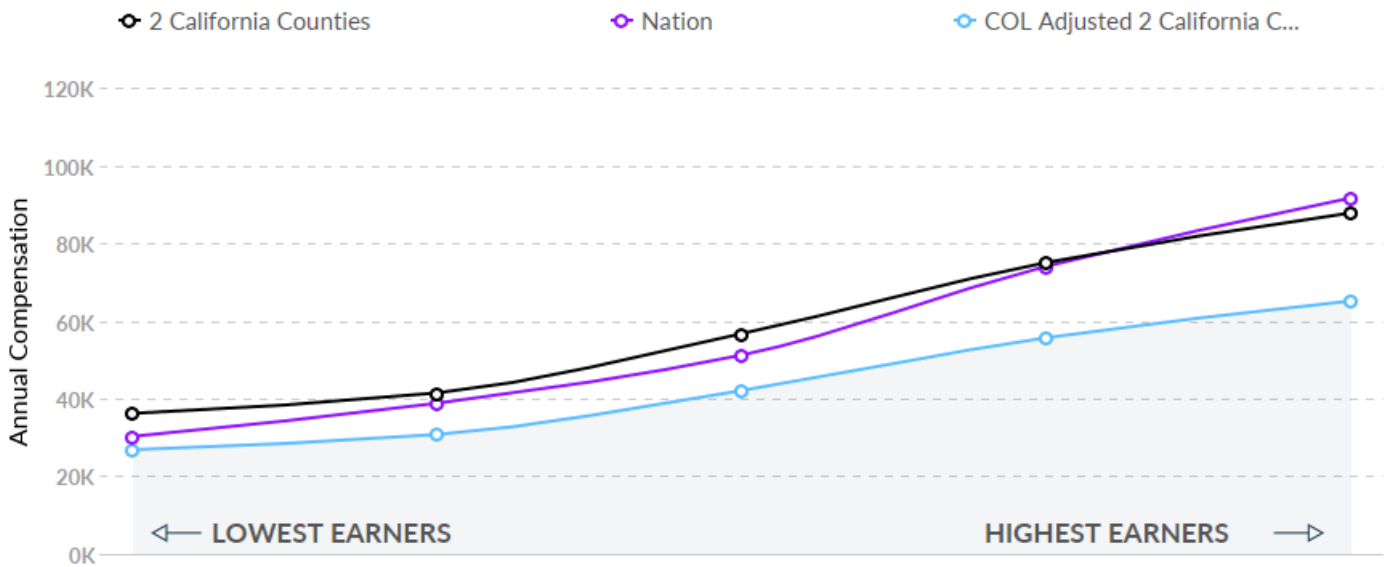


Industry	% of Occupation in Industry (2023)
● Management, Scientific, and Technical Consulting Services	17.8%
● Local Government, Excluding Education and Hospitals	13.8%
● Education and Hospitals (State Government)	10.3%
● Employment Services	8.7%
● Support Activities for Crop Production	7.9%
● Waste Treatment and Disposal	5.3%
● Other	36.3%

Compensation

Regional Compensation Is 11% Higher Than National Compensation

For Occupational Health and Safety Technicians, the 2021 median wage in your area is \$56,666, while the national median wage is \$51,139.



Job Posting Activity



19 Unique Job Postings

The number of unique postings for this job from Jan 2023 to Jun 2023.



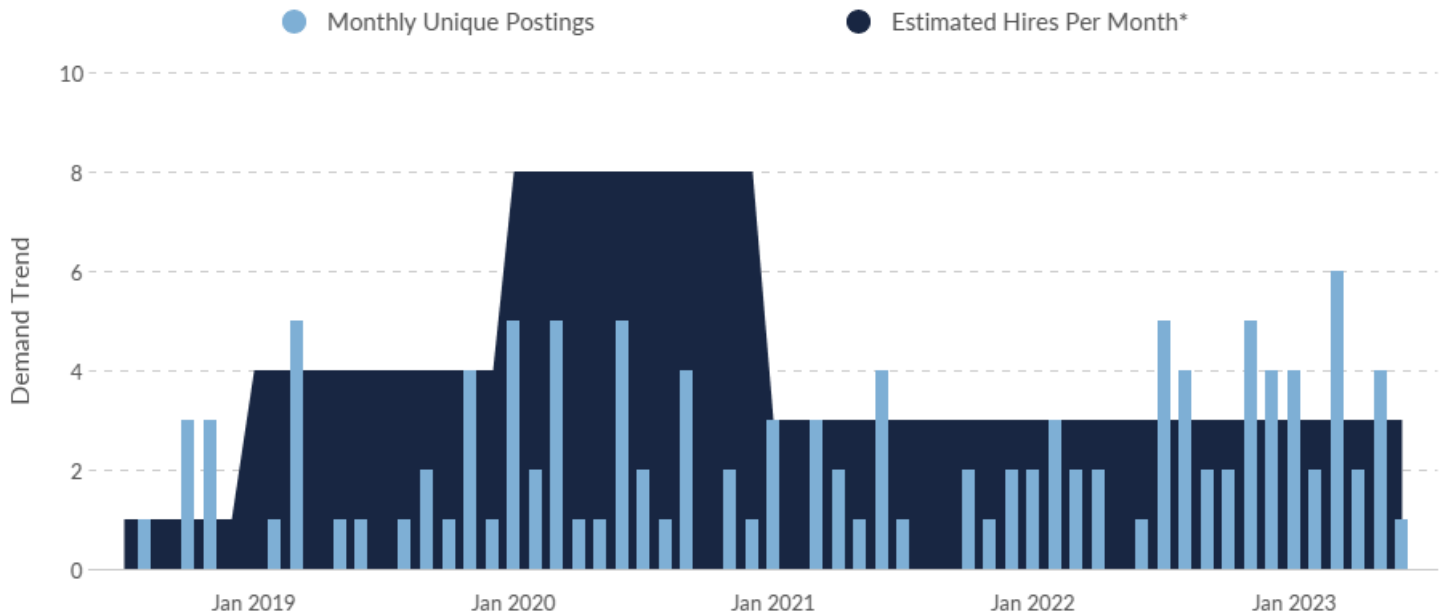
12 Employers Competing

All employers in the region who posted for this job from Jan 2023 to Jun 2023.













28 Day Median Duration

Posting duration is 5 days shorter than what's typical in the region.



Occupation	Avg Monthly Postings (Jan 2023 - Jun 2023)	Avg Monthly Hires (Jan 2023 - Jun 2023)
Occupational Health and Safety Technicians	3	3

*A hire is reported by the Quarterly Workforce Indicators when an individual's Social Security Number appears on a company's payroll and was not there the quarter before. Lightcast hires are calculated using a combination of Lightcast jobs data, information on separation rates from the Bureau of Labor Statistics (BLS), and industry-based hires data from the Census Bureau.

Top Companies	Unique Postings
Vallarta Supermarkets	4 
Veoneer	2 
Alco Harvesting	1 
Atkinson Construction	1 
City Of Pomona	1 
Community Action Partnership ...	1 
Housing Authority Of The Coun...	1 
Lucia Mar Unified School District	1 
Northrop Grumman	1 
Pacific Ag Research	1 

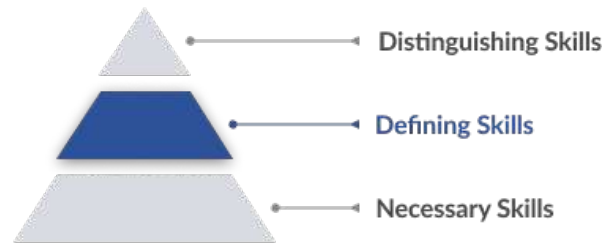
Top Job Titles	Unique Postings
Human Resources and Safety Co...	7 
Safety Coordinators	4 
Environmental Health and Safet...	3 
Building Coordinators	1 
Employee Relations Coordinators	1 
Regulatory Coordinators	1 
Safety and Occupational Health...	1 
Student Secretaries	1 

Top Distinguishing Skills by Demand

Not enough data to display Distinguishing Skills for this occupation.

Top Defining Skills by Demand

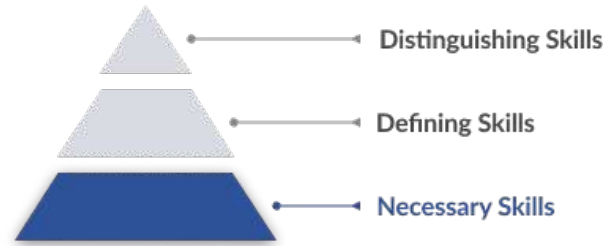
An occupation's Defining Skills represent the day-to-day tasks and responsibilities of the job. An employee needs these skills to qualify for and perform successfully in this occupation.



Skill	Salary Boosting	Job Postings Requesting
Occupational Safety And Health	✘	5
Occupational Safety and Health Administration (OSHA)	✘	5
Environment Health And Safety	✘	5
Auditing	✔	4
Safety Training	✔	3

Top Necessary Skills by Demand

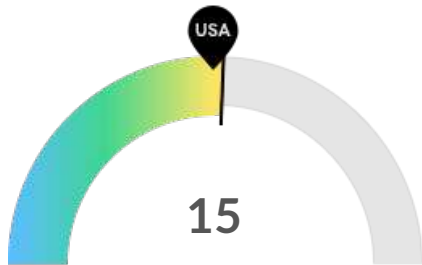
An occupation's Necessary Skills are the specialized skills required for that job and relevant across other similar jobs. An employee needs these skills as building blocks to perform the more complex Defining Skills.



Skill	Salary Boosting	Job Postings Requesting
Risk Management	✘	9
Safety Audits	✘	7
Safety Standards	✘	5
Valid Driver's License	✘	4
Emergency Response	✘	2
Environmental Health	✘	2
Risk Analysis	✘	2
Root Cause Analysis	✘	2
Cardiopulmonary Resuscitation (CPR) Certification	✘	1
First Aid Certification	✘	1

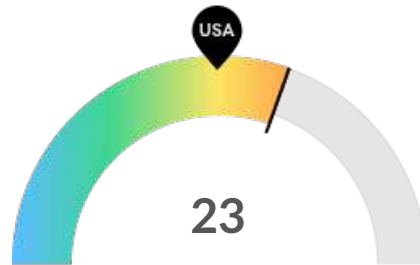
Demographics

Retirement Risk Is About Average, While Overall Diversity Is High



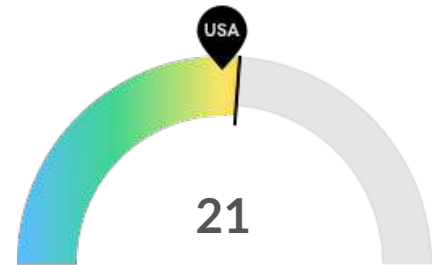
Retiring Soon

Retirement risk is about average in your area. The national average for an area this size is 14* employees 55 or older, while there are 15 here.



Racial Diversity

Racial diversity is high in your area. The national average for an area this size is 17* racially diverse employees, while there are 23 here.

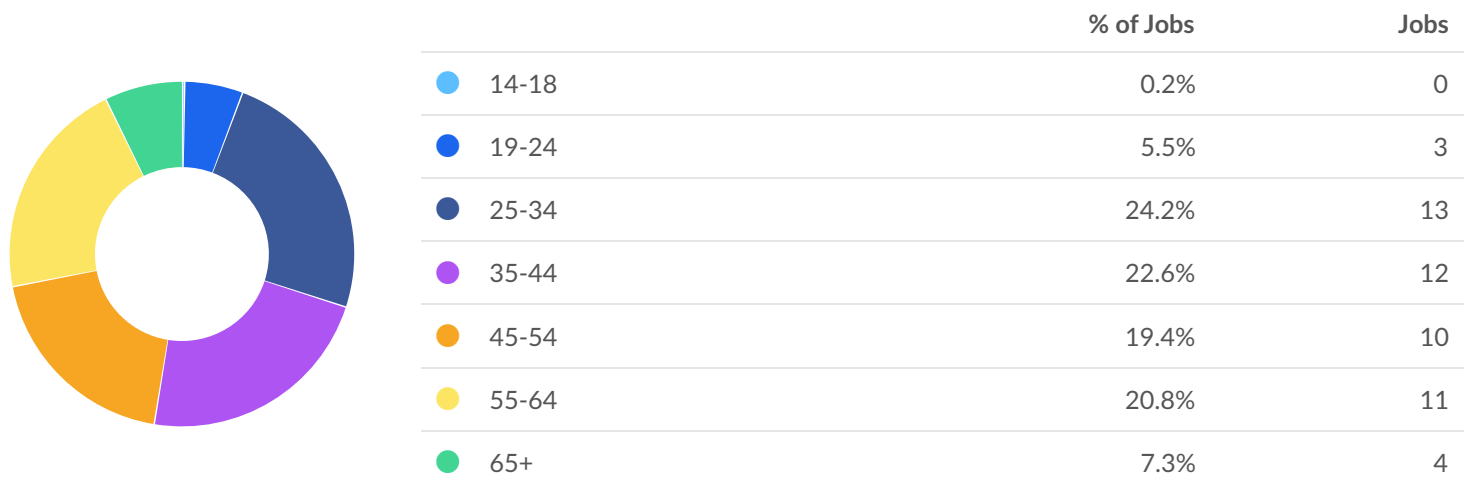


Gender Diversity

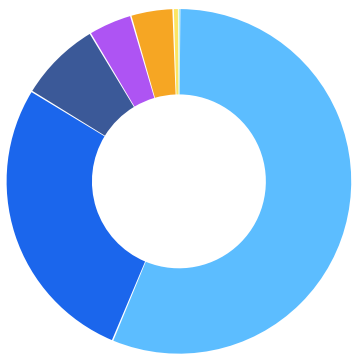
Gender diversity is about average in your area. The national average for an area this size is 19* female employees, while there are 21 here.

*National average values are derived by taking the national value for Occupational Health and Safety Technicians and scaling it down to account for the difference in overall workforce size between the nation and your area. In other words, the values represent the national average adjusted for region size.

Occupation Age Breakdown

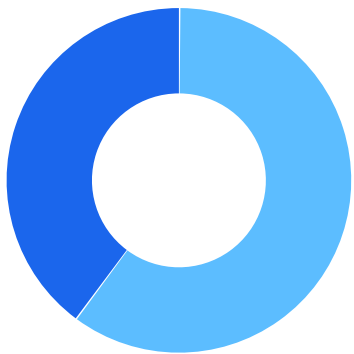


Occupation Race/Ethnicity Breakdown



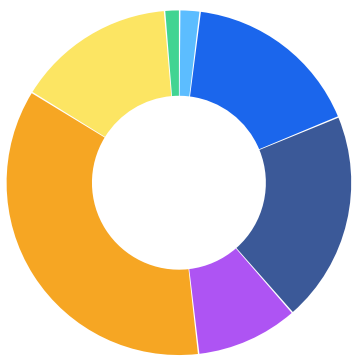
	% of Jobs	Jobs
White	56.2%	29
Hispanic or Latino	27.4%	14
Asian	7.7%	4
Black or African American	4.1%	2
Two or More Races	4.0%	2
American Indian or Alaska Native	0.5%	0
Native Hawaiian or Other Pacific Islander	0.1%	0

Occupation Gender Breakdown



	% of Jobs	Jobs
Males	60.1%	31
Females	39.9%	21

National Educational Attainment



	% of Jobs
● Less than high school diploma	1.9%
● High school diploma or equivalent	16.8%
● Some college, no degree	19.8%
● Associate's degree	9.6%
● Bachelor's degree	35.6%
● Master's degree	14.9%
● Doctoral or professional degree	1.4%

Occupational Programs



0 Programs

Of the programs that can train for this job, 0 have produced completions in the last 5 years.



0 Completions (2021)

The completions from all regional institutions for all degree types.



6 Openings (2021)

The average number of openings for an occupation in the region is 74.

Not enough data to show the Top Programs section.

Not enough data to show the Top Schools section.

Appendix A

Occupational Health and Safety Technicians (SOC 19-5012):

Collect data on work environments for analysis by occupational health and safety specialists. Implement and conduct evaluation of programs designed to limit chemical, physical, biological, and ergonomic risks to workers.

Sample of Reported Job Titles:

- Safety Technician
- Safety Research Professional
- Industrial Hygienist
- Industrial Hygiene Engineer
- Industrial Hygiene Consultant
- Health and Safety Technician
- Construction Safety Consultant
- Certified Industrial Hygienist (CIH)
- Advisory Industrial Hygienist
- Workplace Coordinator

Related O*NET Occupation:

Occupational Health and Safety Technicians (19-5012.00)