



Registered Nurses in 2 California Counties

Contents

What is Lightcast Data?	1
Report Parameters	2
Executive Summary	3
Jobs	4
Compensation	6
Job Posting Activity	7
Demographics	11
Occupational Programs	14
Appendix A	15

What is Lightcast Data?

Lightcast data is a hybrid dataset derived from official government sources such as the US Census Bureau, Bureau of Economic Analysis, and Bureau of Labor Statistics. Leveraging the unique strengths of each source, our data modeling team creates an authoritative dataset that captures more than 99% of all workers in the United States. This core offering is then enriched with data from online social profiles, resumé, and job postings to give you a complete view of the workforce.

Lightcast data is frequently cited in major publications such as *The Atlantic*, *Forbes*, *Harvard Business Review*, *The New York Times*, *The Wall Street Journal*, and *USA Today*.



Report Parameters

1 Occupation

29-1141 Registered Nurses

2 Counties

6079 San Luis Obispo County, CA

6083 Santa Barbara County, CA

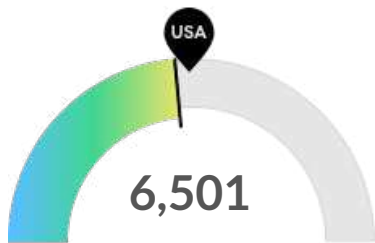
Class of Worker

QCEW Employees, Non-QCEW Employees, and Self-Employed

The information in this report pertains to the chosen occupation and geographical areas.

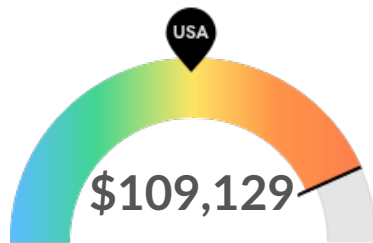
Executive Summary

Light Job Posting Demand Over an Average Supply of Regional Jobs



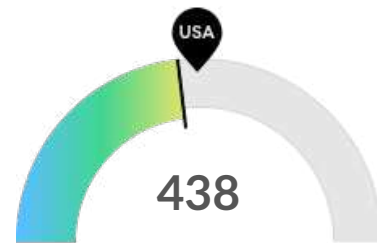
Jobs (2023)

Your area is about average for this kind of job. The national average for an area this size is 7,074* employees, while there are 6,501 here.



Compensation

Earnings are high in your area. The national median salary for Registered Nurses is \$77,544, compared to \$109,129 here.



Job Posting Demand

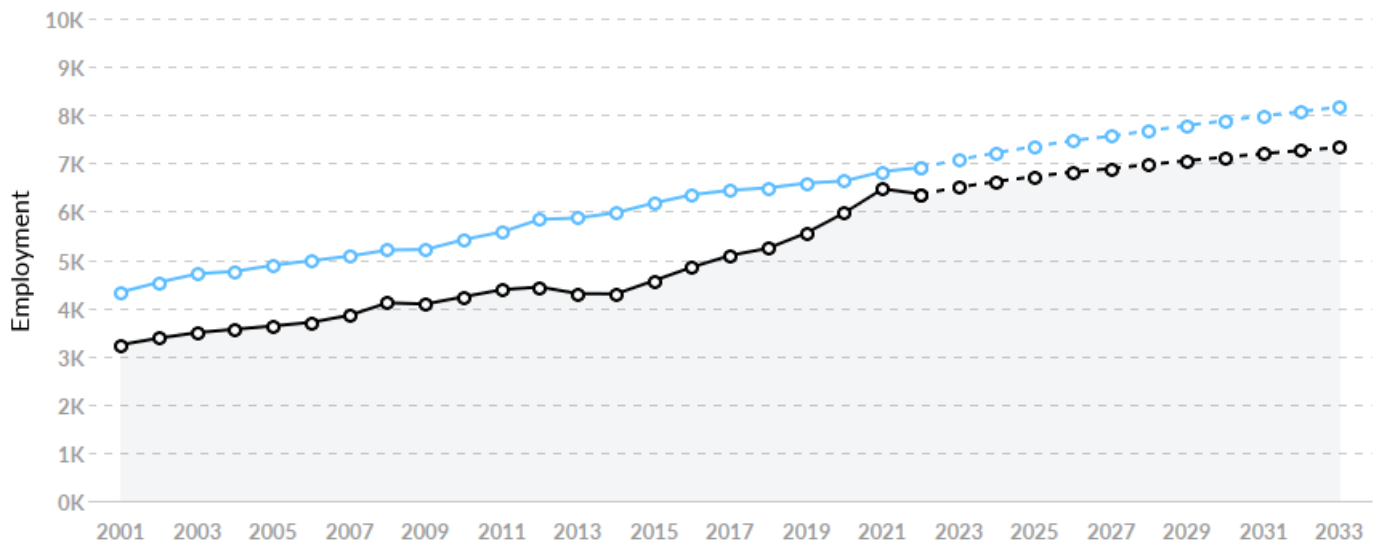
Job posting activity is low in your area. The national average for an area this size is 489* job postings/mo, while there are 438 here.

*National average values are derived by taking the national value for Registered Nurses and scaling it down to account for the difference in overall workforce size between the nation and your area. In other words, the values represent the national average adjusted for region size.

Jobs

Regional Employment Is About Equal to the National Average

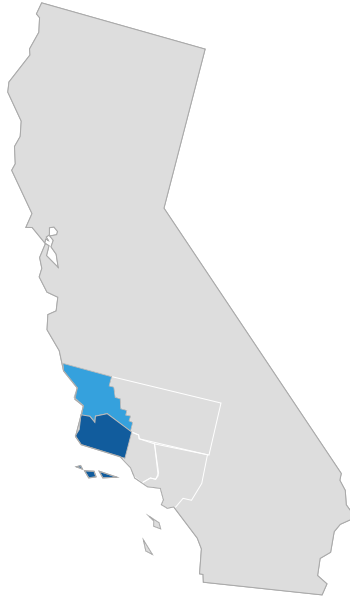
An average area of this size typically has 7,074* jobs, while there are 6,501 here.



Region	2023 Jobs	2033 Jobs	Change	% Change
● 2 California Counties	6,501	7,327	825	12.7%
● National Average	7,074	8,163	1,089	15.4%

*National average values are derived by taking the national value for Registered Nurses and scaling it down to account for the difference in overall workforce size between the nation and your area. In other words, the values represent the national average adjusted for region size.

Regional Breakdown



County	2023 Jobs
Santa Barbara County, CA	4,505
San Luis Obispo County, CA	1,996

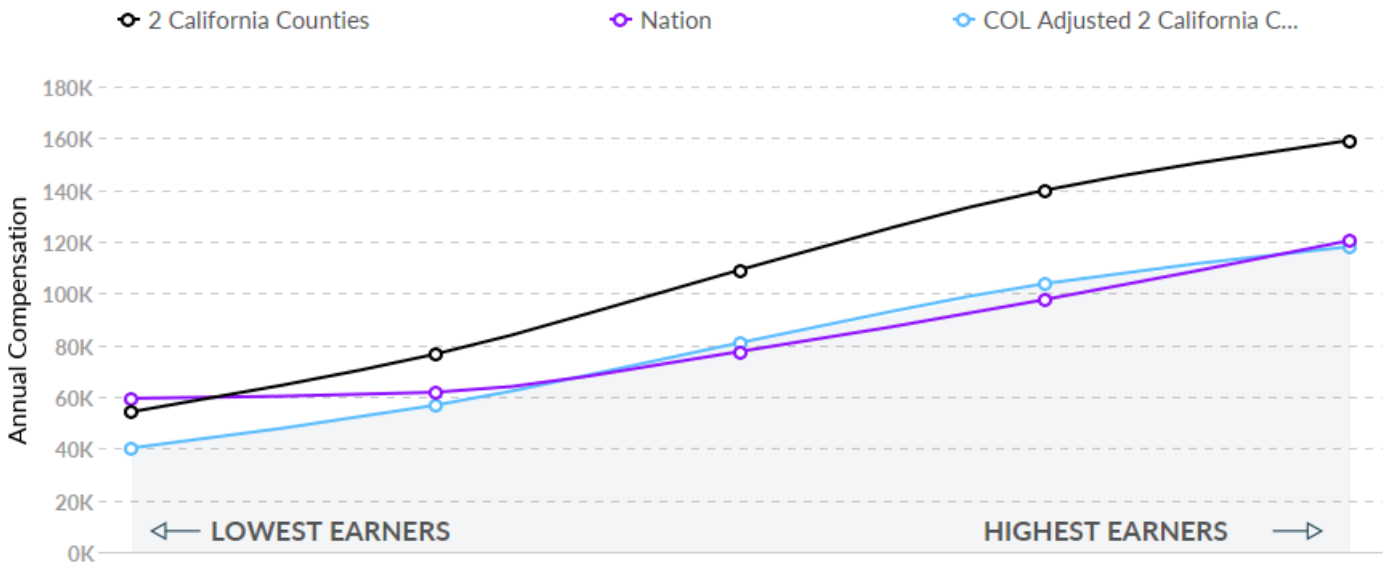
Most Jobs are Found in the General Medical and Surgical Hospitals Industry Sector



Compensation

Regional Compensation Is 41% Higher Than National Compensation

For Registered Nurses, the 2021 median wage in your area is \$109,129, while the national median wage is \$77,544.



Job Posting Activity



2,625 Unique Job Postings

The number of unique postings for this job from Jan 2023 to Jun 2023.



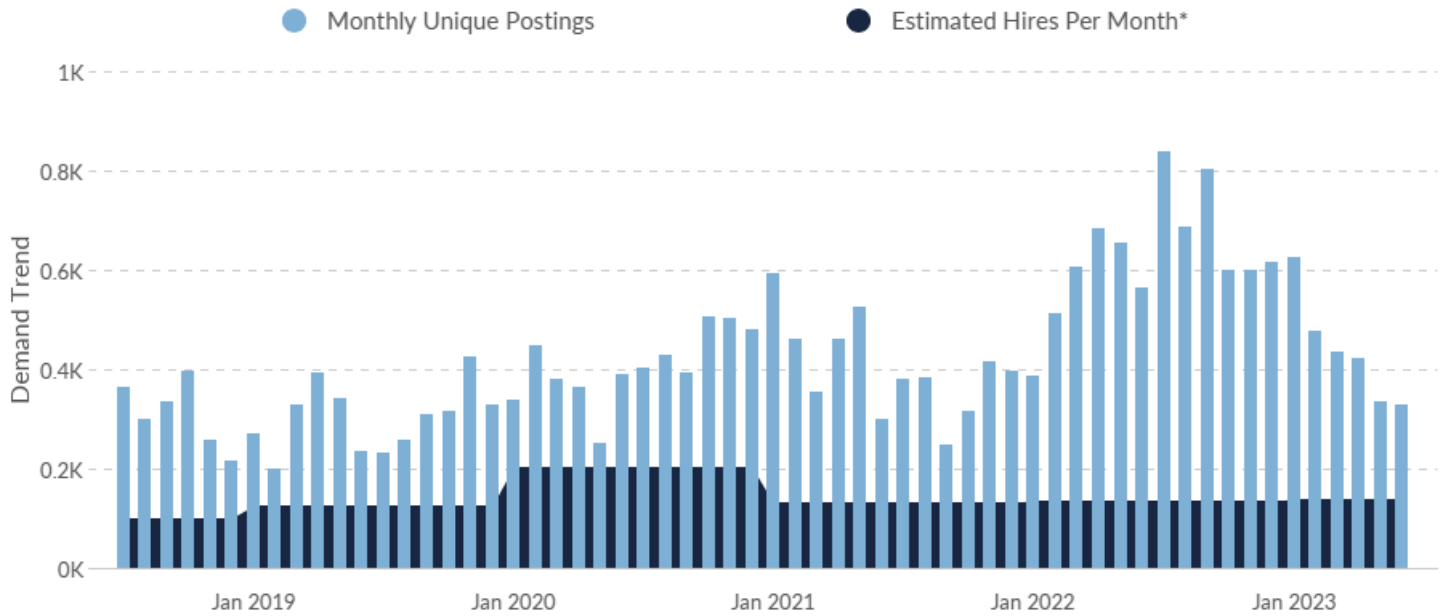
315 Employers Competing

All employers in the region who posted for this job from Jan 2023 to Jun 2023.













29 Day Median Duration











Posting duration is 4 days shorter than what's typical in the region.



Occupation	Avg Monthly Postings (Jan 2023 - Jun 2023)	Avg Monthly Hires (Jan 2023 - Jun 2023)
Registered Nurses	438	139

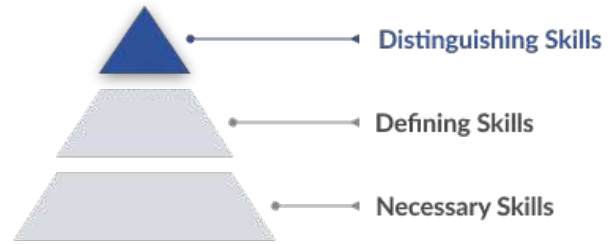
*A hire is reported by the Quarterly Workforce Indicators when an individual's Social Security Number appears on a company's payroll and was not there the quarter before. Lightcast hires are calculated using a combination of Lightcast jobs data, information on separation rates from the Bureau of Labor Statistics (BLS), and industry-based hires data from the Census Bureau.

Top Companies	Unique Postings
CommonSpirit Health	178 
Healthcare Employment Network	129 
Marian Regional Medical Center	85 
Focus Staff	70 
Sierra Vista Regional Medical Ce...	70 
AMN Healthcare	61 
Accountable Healthcare Staffing	57 
Tenet Healthcare	47 
Medical Solutions	45 
DaVita	41 

Top Job Titles	Unique Postings
Registered Nurses	234 
Travel Registered Nurses	121 
Labor and Delivery Registered N...	99 
Home Health Registered Nurses	77 
Medical Surgical Registered Nur...	76 
NICU Registered Nurses	73 
Emergency Room Registered Nu...	68 
Hospice Registered Nurses	62 
Telemetry Registered Nurses	58 
Operating Room Registered Nur...	57 

Top Distinguishing Skills by Demand

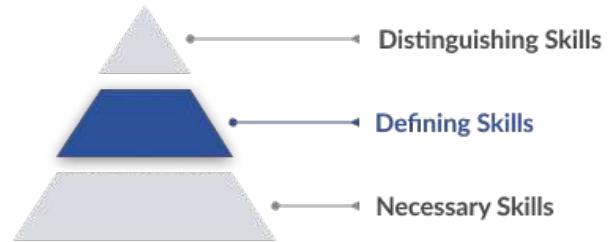
An occupation's Distinguishing Skills are the advanced skills that are called for occasionally. An employee with these skills is likely more specialized and able to differentiate themselves from others in the same role.



Skill	Salary Boosting	Job Postings Requesting
Critical Care	✓	176
Surgery	✓	169
Case Management	✓	168
Operating Room (OR)	✓	158
Vital Signs	✗	154
Medical Surgical Nursing	✓	144
Cardiopulmonary Resuscitation (CPR)	✗	138
Neonatal Intensive Care Unit	✓	131
Neonatal Resuscitation Program Certification (NRP)	✗	121
Hospice	✓	108

Top Defining Skills by Demand

An occupation's Defining Skills represent the day-to-day tasks and responsibilities of the job. An employee needs these skills to qualify for and perform successfully in this occupation.



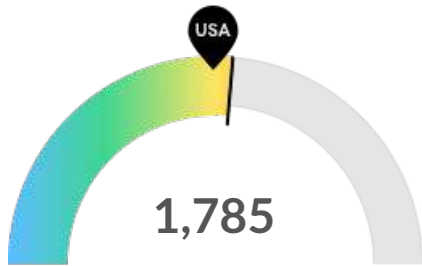
Skill	Salary Boosting	Job Postings Requesting
Registered Nurse (RN)	✗	2,408
Nursing	✗	1,141
Basic Life Support (BLS) Certification	✗	755
Advanced Cardiovascular Life Support (ACLS) Certification	✗	591
Cardiopulmonary Resuscitation (CPR) Certification	✗	348
Acute Care	✓	347
Nursing Process	✗	333
Nursing Care	✗	285
Intensive Care Unit	✓	249
Home Health Care	✓	228

Top Necessary Skills by Demand

Not enough data to display Necessary Skills for this occupation.

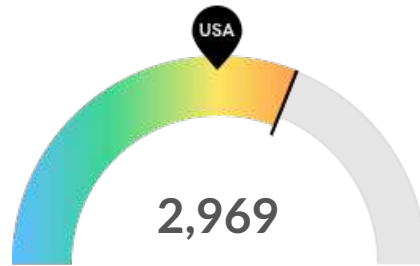
Demographics

Retirement Risk Is About Average, While Overall Diversity Is High



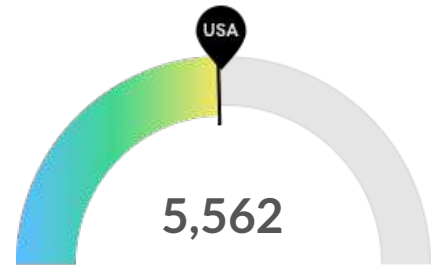
Retiring Soon

Retirement risk is about average in your area. The national average for an area this size is 1,650* employees 55 or older, while there are 1,785 here.



Racial Diversity

Racial diversity is high in your area. The national average for an area this size is 2,113* racially diverse employees, while there are 2,969 here.

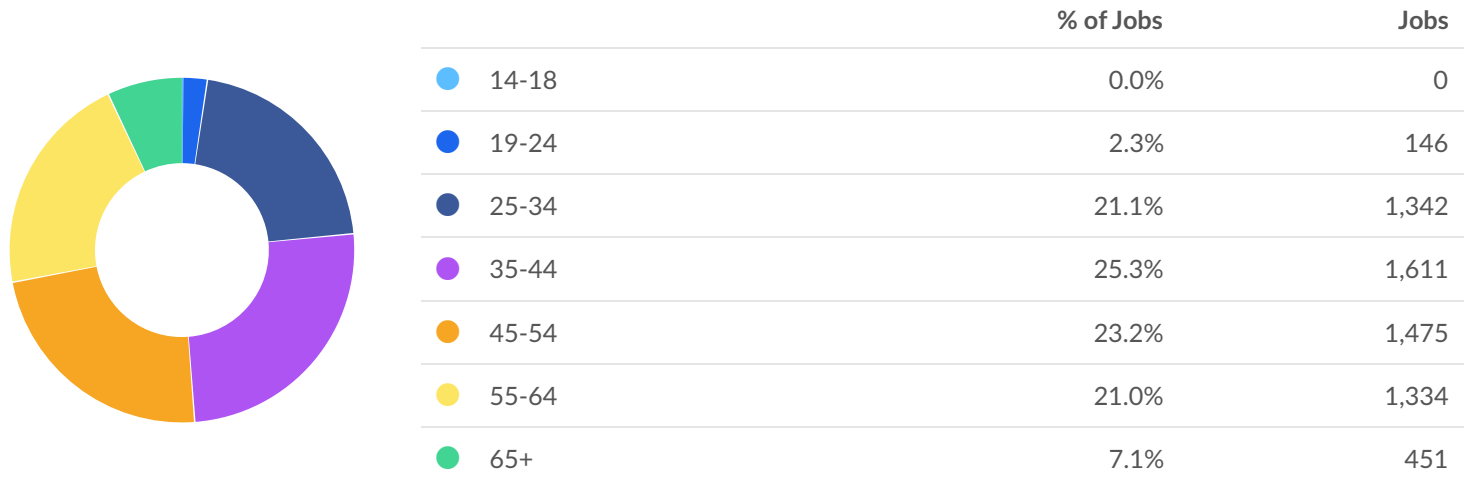


Gender Diversity

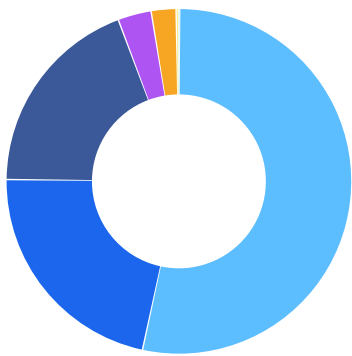
Gender diversity is about average in your area. The national average for an area this size is 5,689* female employees, while there are 5,562 here.

*National average values are derived by taking the national value for Registered Nurses and scaling it down to account for the difference in overall workforce size between the nation and your area. In other words, the values represent the national average adjusted for region size.

Occupation Age Breakdown

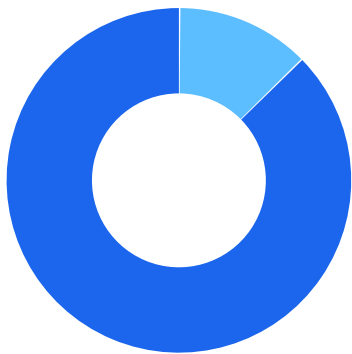


Occupation Race/Ethnicity Breakdown



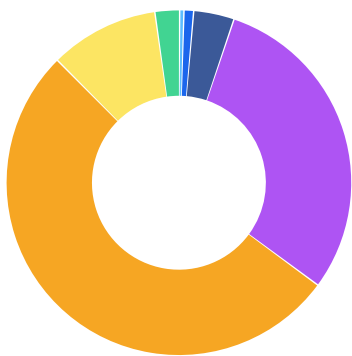
	% of Jobs	Jobs
White	53.3%	3,392
Hispanic or Latino	21.8%	1,385
Asian	19.1%	1,216
Black or African American	3.1%	199
Two or More Races	2.3%	148
American Indian or Alaska Native	0.2%	14
Native Hawaiian or Other Pacific Islander	0.1%	8

Occupation Gender Breakdown



	% of Jobs	Jobs
Males	12.6%	799
Females	87.4%	5,562

National Educational Attainment



	% of Jobs
● Less than high school diploma	0.4%
● High school diploma or equivalent	0.9%
● Some college, no degree	3.8%
● Associate's degree	29.9%
● Bachelor's degree	52.5%
● Master's degree	10.2%
● Doctoral or professional degree	2.3%

Occupational Programs



2 Programs

Of the programs that can train for this job, 2 have produced completions in the last 5 years.



145 Completions (2021)

The completions from all regional institutions for all degree types.



410 Openings (2021)

The average number of openings for an occupation in the region is 74.

CIP Code	Top Programs	Completions (2021)
51.3801	Registered Nursing/Registered Nurse	145

Top Schools	Completions (2021)
Santa Barbara City College	68
Cuesta College	45
Allan Hancock College	32

Appendix A

Registered Nurses (SOC 29-1141):

Assess patient health problems and needs, develop and implement nursing care plans, and maintain medical records. Administer nursing care to ill, injured, convalescent, or disabled patients. May advise patients on health maintenance and disease prevention or provide case management. Licensing or registration required. Includes Clinical Nurse Specialists. Excludes Nurse Anesthetists (29-1151), Nurse Midwives (29-1161), and Nurse Practitioners (29-1171).

Sample of Reported Job Titles:

Nurse
Oncology RN (Oncology Registered Nurse)
Staff Nurse
Progressive Care Unit RN (Progressive Care Unit Registered Nurse)
Psychiatric Mental Health Nurse (PMH Nurse)
Psychiatric Clinical Nurse Specialist
ICU Nurse (Intensive Care Unit Nurse)
Critical Care Registered Nurse (CCRN)
Clinical Nurse Specialist
Pediatric Clinical Nurse Specialist

Related O*NET Occupations:

Registered Nurses (29-1141.00)
Acute Care Nurses (29-1141.01)
Advanced Practice Psychiatric Nurses (29-1141.02)
Critical Care Nurses (29-1141.03)
Clinical Nurse Specialists (29-1141.04)