

A woman with long, dark, wavy hair, wearing a dark blazer over a light-colored collared shirt, is looking down at a device she is holding in her hands. The background is blurred, suggesting an indoor setting.

Entertainment and Recreation Managers, Except Gambling in 2 California Counties

Contents

What is Lightcast Data?	1
Report Parameters	2
Executive Summary	3
Jobs	4
Compensation	7
Job Posting Activity	8
Demographics	11
Occupational Programs	14
Appendix A	15

What is Lightcast Data?

Lightcast data is a hybrid dataset derived from official government sources such as the US Census Bureau, Bureau of Economic Analysis, and Bureau of Labor Statistics. Leveraging the unique strengths of each source, our data modeling team creates an authoritative dataset that captures more than 99% of all workers in the United States. This core offering is then enriched with data from online social profiles, resumé, and job postings to give you a complete view of the workforce.

Lightcast data is frequently cited in major publications such as *The Atlantic*, *Forbes*, *Harvard Business Review*, *The New York Times*, *The Wall Street Journal*, and *USA Today*.



Report Parameters

1 Occupation

11-9072 Entertainment and Recreation Managers, Except Gambling

2 Counties

6079 San Luis Obispo County, CA

6083 Santa Barbara County, CA

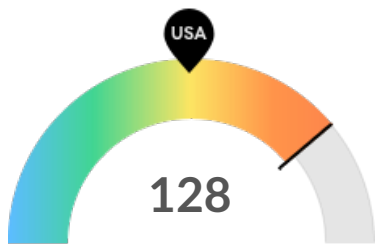
Class of Worker

QCEW Employees, Non-QCEW Employees, and Self-Employed

The information in this report pertains to the chosen occupation and geographical areas.

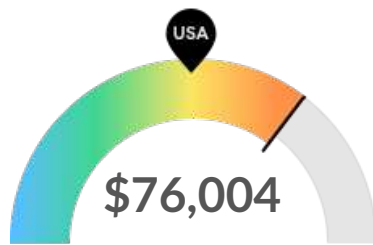
Executive Summary

Aggressive Job Posting Demand Over a Deep Supply of Regional Jobs



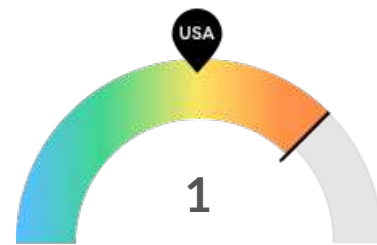
Jobs (2023)

Your area is a hotspot for this kind of job. The national average for an area this size is 59* employees, while there are 128 here.



Compensation

Earnings are high in your area. The national median salary for Entertainment and Recreation Managers, Except Gambling is \$60,095, compared to \$76,004 here.



Job Posting Demand

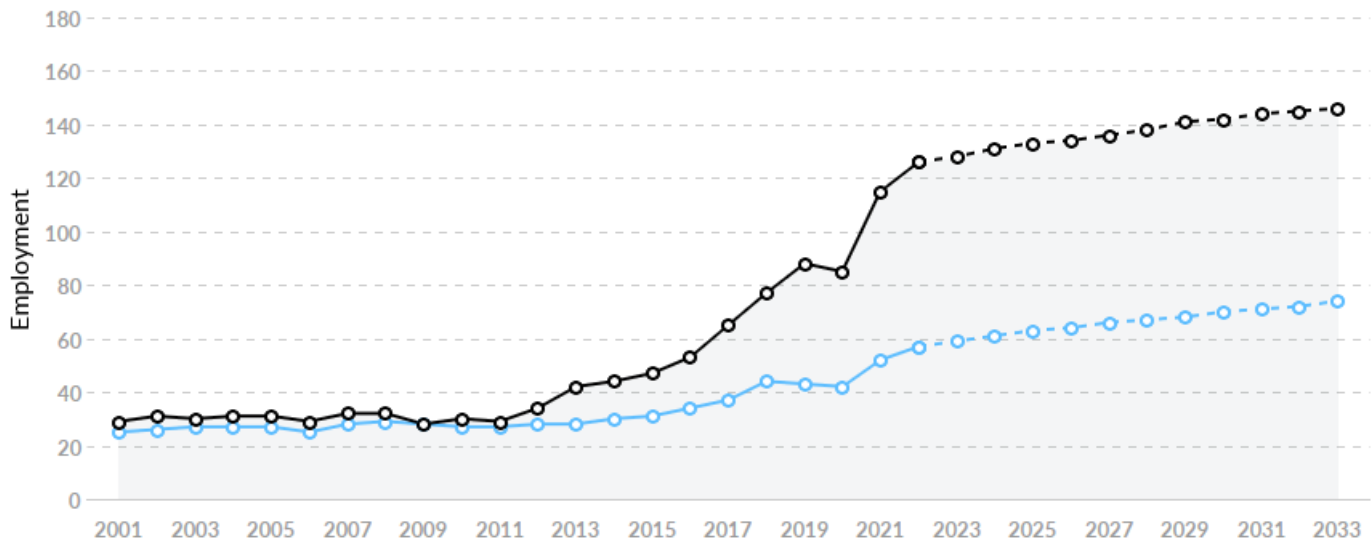
Job posting activity is high in your area. The national average for an area this size is 0* job postings/mo, while there is 1 here.

*National average values are derived by taking the national value for Entertainment and Recreation Managers, Except Gambling and scaling it down to account for the difference in overall workforce size between the nation and your area. In other words, the values represent the national average adjusted for region size.

Jobs

Regional Employment Is Higher Than the National Average

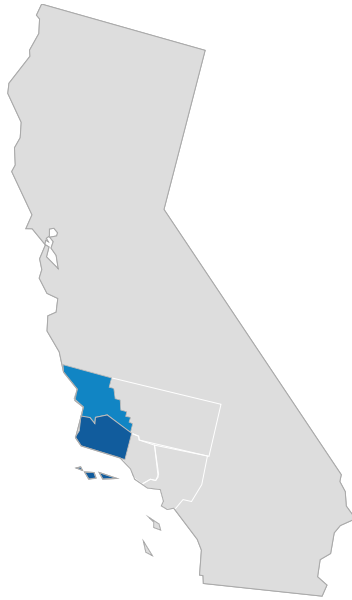
An average area of this size typically has 59* jobs, while there are 128 here. This higher than average supply of jobs may make it easier for workers in this field to find employment in your area.



Region	2023 Jobs	2033 Jobs	Change	% Change
● 2 California Counties	128	146	18	14.0%
● National Average	59	74	14	24.2%

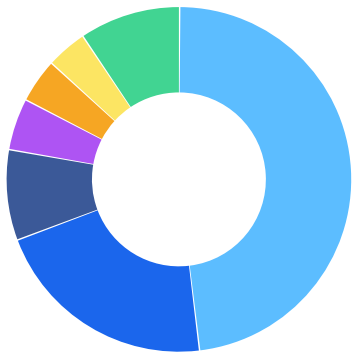
*National average values are derived by taking the national value for Entertainment and Recreation Managers, Except Gambling and scaling it down to account for the difference in overall workforce size between the nation and your area. In other words, the values represent the national average adjusted for region size.

Regional Breakdown



County	2023 Jobs
Santa Barbara County, CA	76
San Luis Obispo County, CA	52

Most Jobs are Found in the Other Amusement and Recreation Industries Industry Sector

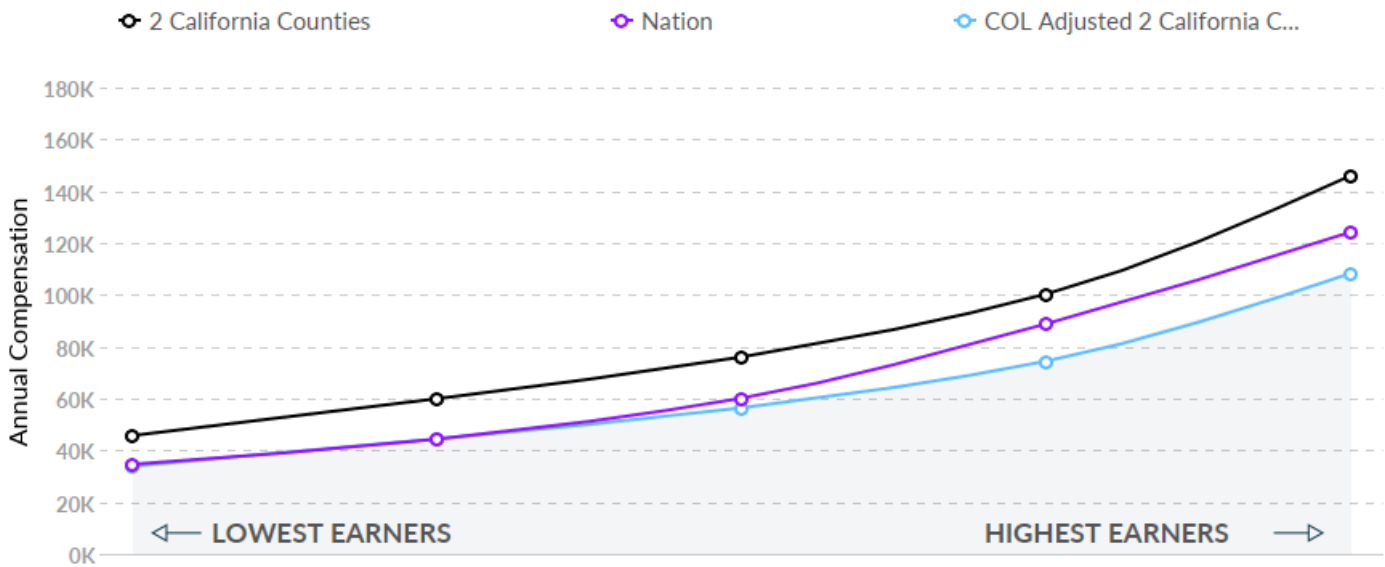


Industry	% of Occupation in Industry (2023)
Other Amusement and Recreation Industries	48.0%
Local Government, Excluding Education and Hospitals	21.2%
Traveler Accommodation	8.5%
Civic and Social Organizations	4.9%
Motion Picture and Video Industries	4.1%
RV (Recreational Vehicle) Parks and Recreational Camps	3.8%
Other	9.5%

Compensation

Regional Compensation Is 26% Higher Than National Compensation

For Entertainment and Recreation Managers, Except Gambling, the 2021 median wage in your area is \$76,004, while the national median wage is \$60,095.



Job Posting Activity



5 Unique Job Postings

The number of unique postings for this job from Jan 2023 to Jun 2023.



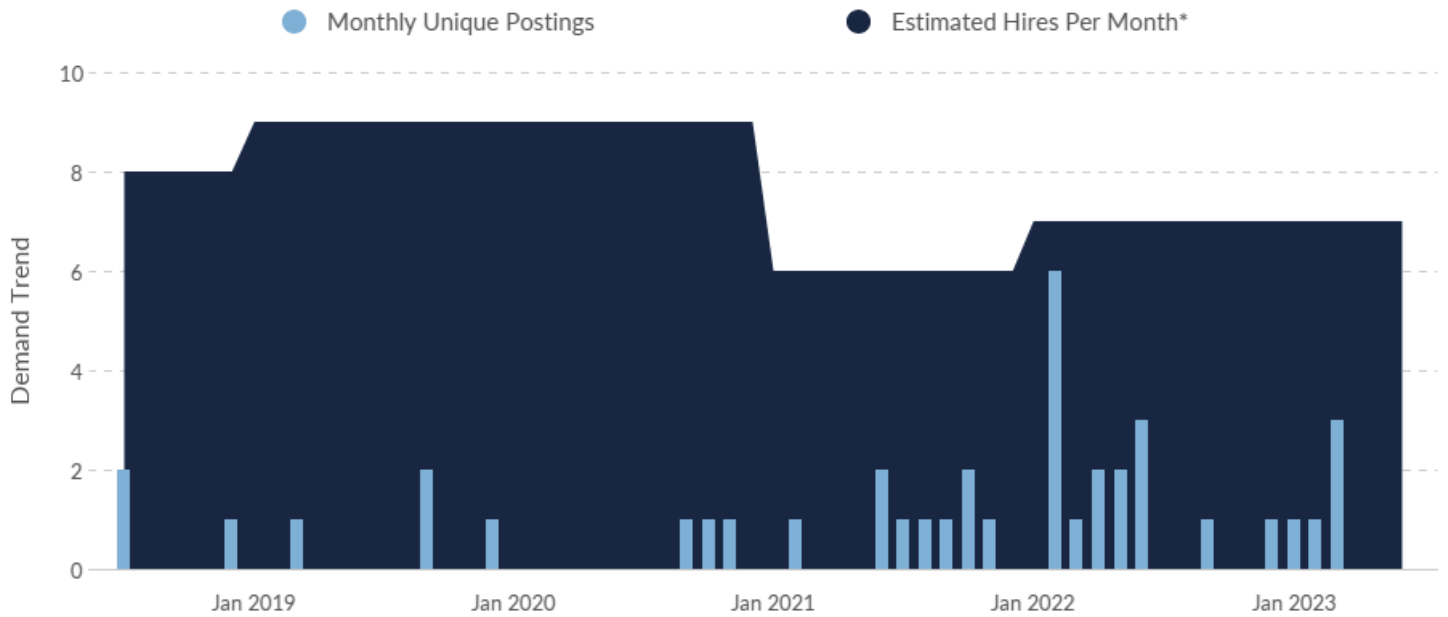
2 Employers Competing

All employers in the region who posted for this job from Jan 2023 to Jun 2023.



38 Day Median Duration

Posting duration is 5 days longer than what's typical in the region.



Occupation	Avg Monthly Postings (Jan 2023 - Jun 2023)	Avg Monthly Hires (Jan 2023 - Jun 2023)
Entertainment and Recreation Managers, Except Gambling	1	7

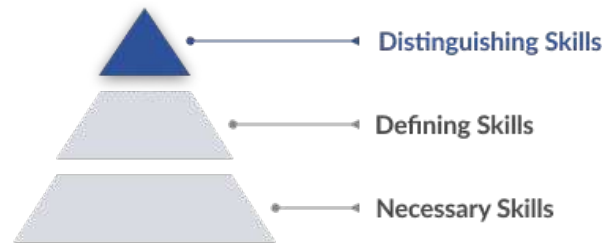
*A hire is reported by the Quarterly Workforce Indicators when an individual's Social Security Number appears on a company's payroll and was not there the quarter before. Lightcast hires are calculated using a combination of Lightcast jobs data, information on separation rates from the Bureau of Labor Statistics (BLS), and industry-based hires data from the Census Bureau.

Top Companies	Unique Postings
Associated Students	4
Us Headquarters	1

Top Job Titles	Unique Postings
Associate Aquatics Directors	1
Recreation Facilities Supervisors	1
Recreation Supervisors	1
Rock Climbing Supervisors	1
Supervisory Recreation Specialis...	1

Top Distinguishing Skills by Demand

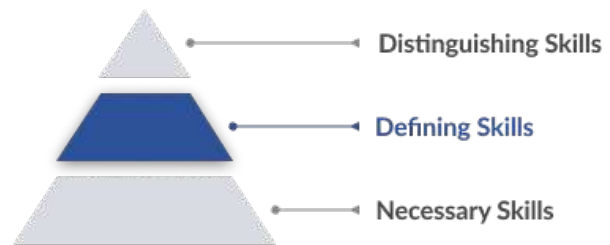
An occupation's Distinguishing Skills are the advanced skills that are called for occasionally. An employee with these skills is likely more specialized and able to differentiate themselves from others in the same role.



Skill	Salary Boosting	Job Postings Requesting
Certified Park And Recreation Professional		0

Top Defining Skills by Demand

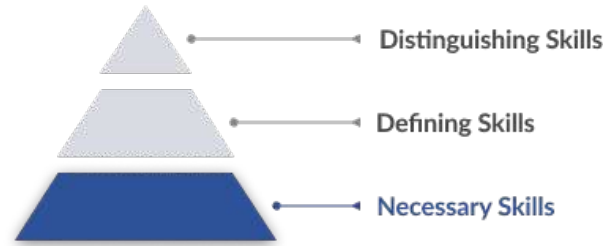
An occupation's Defining Skills represent the day-to-day tasks and responsibilities of the job. An employee needs these skills to qualify for and perform successfully in this occupation.



Skill	Salary Boosting	Job Postings Requesting
Valid Driver's License		3
Marketing		0

Top Necessary Skills by Demand

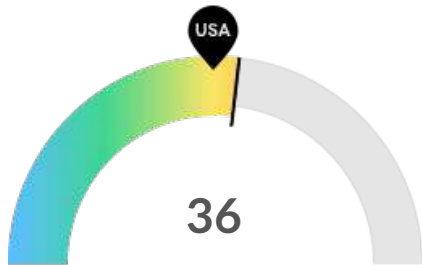
An occupation's Necessary Skills are the specialized skills required for that job and relevant across other similar jobs. An employee needs these skills as building blocks to perform the more complex Defining Skills.



Skill	Salary Boosting	Job Postings Requesting
Automated External Defibrillator (AED) Certification	✘	4
First Aid Certification	✘	4
Cardiopulmonary Resuscitation (CPR) Certification	✘	3
Public Relations	✘	3
Financial Statements	✘	1
Purchasing	✘	1
Office Equipment	✘	0
Physical Education	✘	0
Accounting	✘	0
Project Management	✘	0

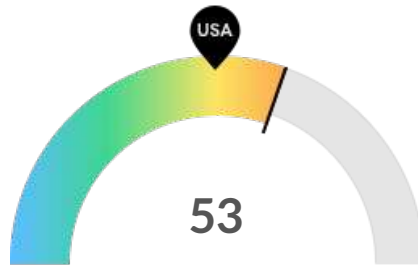
Demographics

Retirement Risk Is High, While Overall Diversity Is High



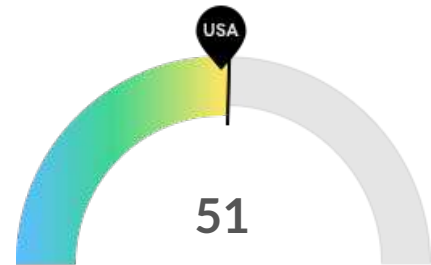
Retiring Soon

Retirement risk is high in your area. The national average for an area this size is 32* employees 55 or older, while there are 36 here.



Racial Diversity

Racial diversity is high in your area. The national average for an area this size is 39* racially diverse employees, while there are 53 here.

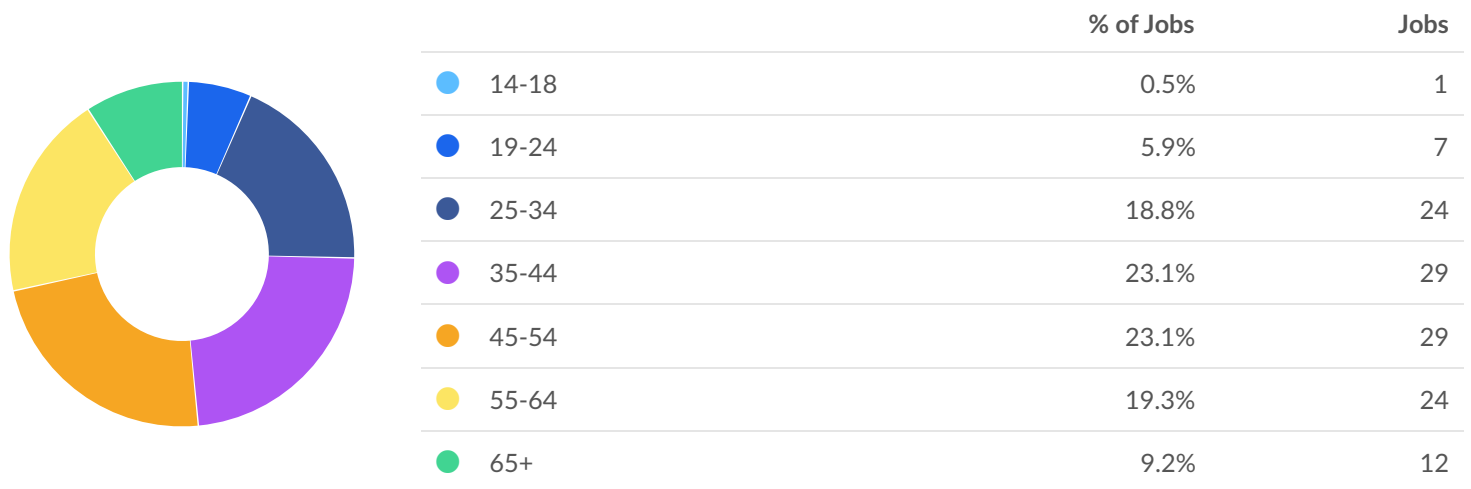


Gender Diversity

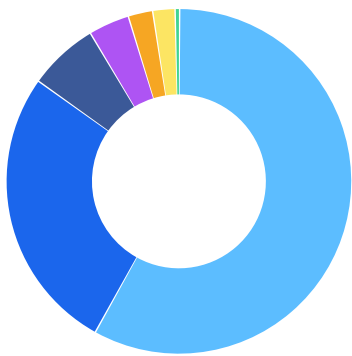
Gender diversity is about average in your area. The national average for an area this size is 50* female employees, while there are 51 here.

*National average values are derived by taking the national value for Entertainment and Recreation Managers, Except Gambling and scaling it down to account for the difference in overall workforce size between the nation and your area. In other words, the values represent the national average adjusted for region size.

Occupation Age Breakdown

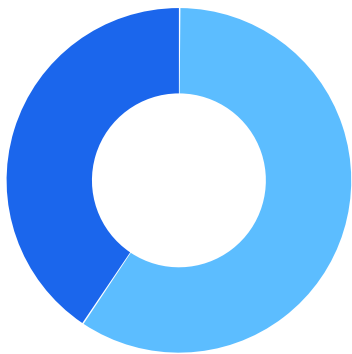


Occupation Race/Ethnicity Breakdown



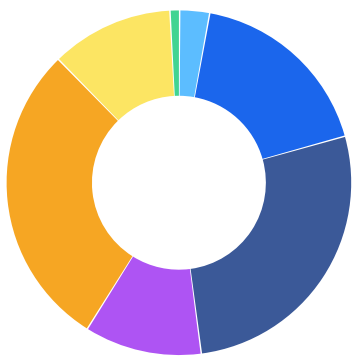
	% of Jobs	Jobs
White	58.0%	73
Hispanic or Latino	26.8%	34
Asian	6.6%	8
Two or More Races	3.8%	5
American Indian or Alaska Native	2.3%	3
Black or African American	2.1%	3
Native Hawaiian or Other Pacific Islander	0.4%	1

Occupation Gender Breakdown



	% of Jobs	Jobs
Males	59.3%	75
Females	40.7%	51

National Educational Attainment



	% of Jobs
● Less than high school diploma	2.8%
● High school diploma or equivalent	17.8%
● Some college, no degree	27.3%
● Associate's degree	11.0%
● Bachelor's degree	28.8%
● Master's degree	11.5%
● Doctoral or professional degree	0.9%

Occupational Programs



2 Programs

Of the programs that can train for this job, 2 have produced completions in the last 5 years.



37 Completions (2021)

The completions from all regional institutions for all degree types.



24 Openings (2021)

The average number of openings for an occupation in the region is 74.

CIP Code	Top Programs	Completions (2021)
30.9999	Multi-/Interdisciplinary Studies, Other	22
52.0901	Hospitality Administration/Management, General	15

Top Schools	Completions (2021)
California Polytechnic State University-San Luis Obispo	20
Allan Hancock College	12
University of California-Santa Barbara	2
Santa Barbara City College	2
Cuesta College	1

Appendix A

Entertainment and Recreation Managers, Except Gambling (SOC 11-9072):

Plan, direct, or coordinate entertainment and recreational activities and operations of a recreational facility, including cruise ships and parks.

Sample of Reported Job Titles:

Theme Park Manager
Amusement Park Manager
Venue Manager
Tennis Club Manager
Ski Resort Manager
Skating Rink Manager
Rides Supervisor
Recreation Supervisor
Recreation Specialist
Recreation Programmer

Related O*NET Occupation:

Entertainment and Recreation Managers, Except Gambling (11-9072.00)