



Bookkeeping, Accounting, and Auditing Clerks in 2 California Counties

Contents

What is Lightcast Data?	1
Report Parameters	2
Executive Summary	3
Jobs	4
Compensation	7
Job Posting Activity	8
Demographics	13
Occupational Programs	16
Appendix A	17

What is Lightcast Data?

Lightcast data is a hybrid dataset derived from official government sources such as the US Census Bureau, Bureau of Economic Analysis, and Bureau of Labor Statistics. Leveraging the unique strengths of each source, our data modeling team creates an authoritative dataset that captures more than 99% of all workers in the United States. This core offering is then enriched with data from online social profiles, resumé, and job postings to give you a complete view of the workforce.

Lightcast data is frequently cited in major publications such as *The Atlantic*, *Forbes*, *Harvard Business Review*, *The New York Times*, *The Wall Street Journal*, and *USA Today*.



Report Parameters

1 Occupation

43-3031 Bookkeeping, Accounting, and Auditing Clerks

2 Counties

6079 San Luis Obispo County, CA

6083 Santa Barbara County, CA

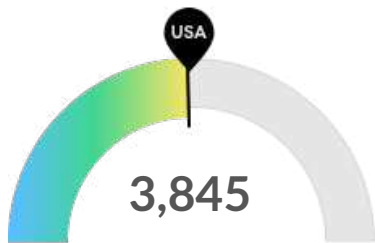
Class of Worker

QCEW Employees, Non-QCEW Employees, and Self-Employed

The information in this report pertains to the chosen occupation and geographical areas.

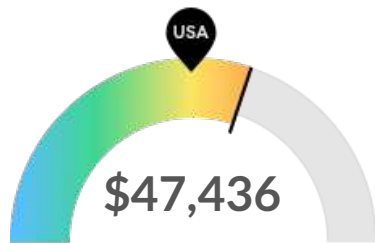
Executive Summary

Aggressive Job Posting Demand Over an Average Supply of Regional Jobs



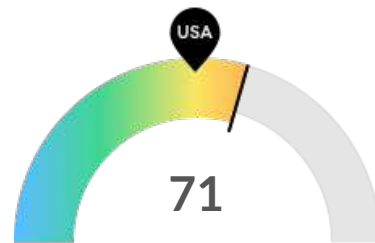
Jobs (2023)

Your area is about average for this kind of job. The national average for an area this size is 3,919* employees, while there are 3,845 here.



Compensation

Earnings are high in your area. The national median salary for Bookkeeping, Accounting, and Auditing Clerks is \$45,521, compared to \$47,436 here.



Job Posting Demand

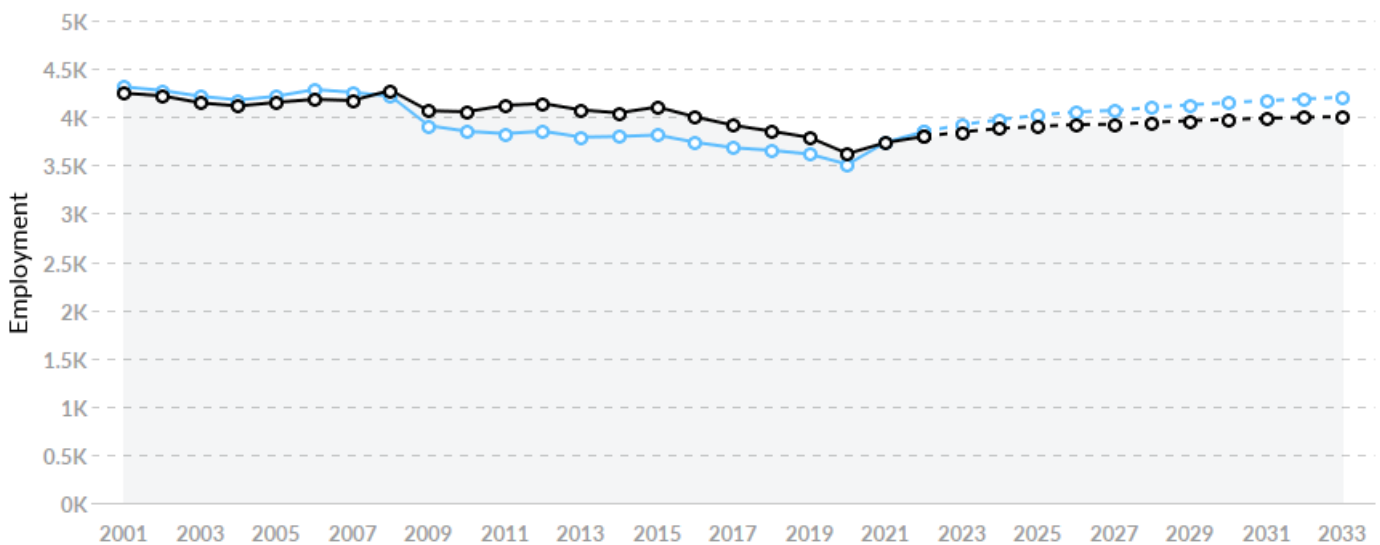
Job posting activity is high in your area. The national average for an area this size is 55* job postings/mo, while there are 71 here.

*National average values are derived by taking the national value for Bookkeeping, Accounting, and Auditing Clerks and scaling it down to account for the difference in overall workforce size between the nation and your area. In other words, the values represent the national average adjusted for region size.

Jobs

Regional Employment Is About Equal to the National Average

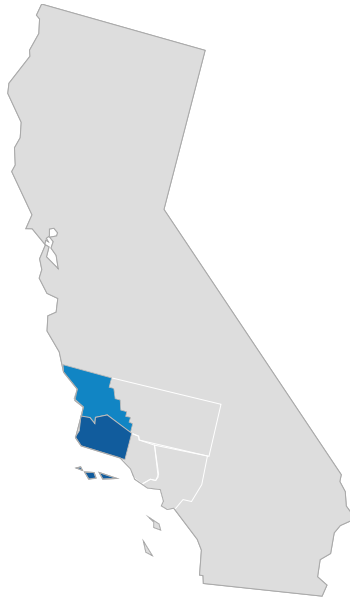
An average area of this size typically has 3,919* jobs, while there are 3,845 here.



Region	2023 Jobs	2033 Jobs	Change	% Change
● 2 California Counties	3,845	4,003	158	4.1%
● National Average	3,919	4,203	284	7.3%

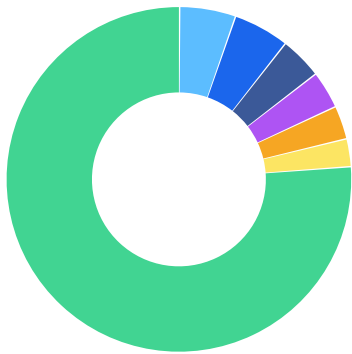
*National average values are derived by taking the national value for Bookkeeping, Accounting, and Auditing Clerks and scaling it down to account for the difference in overall workforce size between the nation and your area. In other words, the values represent the national average adjusted for region size.

Regional Breakdown



County	2023 Jobs
Santa Barbara County, CA	2,320
San Luis Obispo County, CA	1,525

Most Jobs are Found in the Local Government, Excluding Education and Hospitals Industry Sector

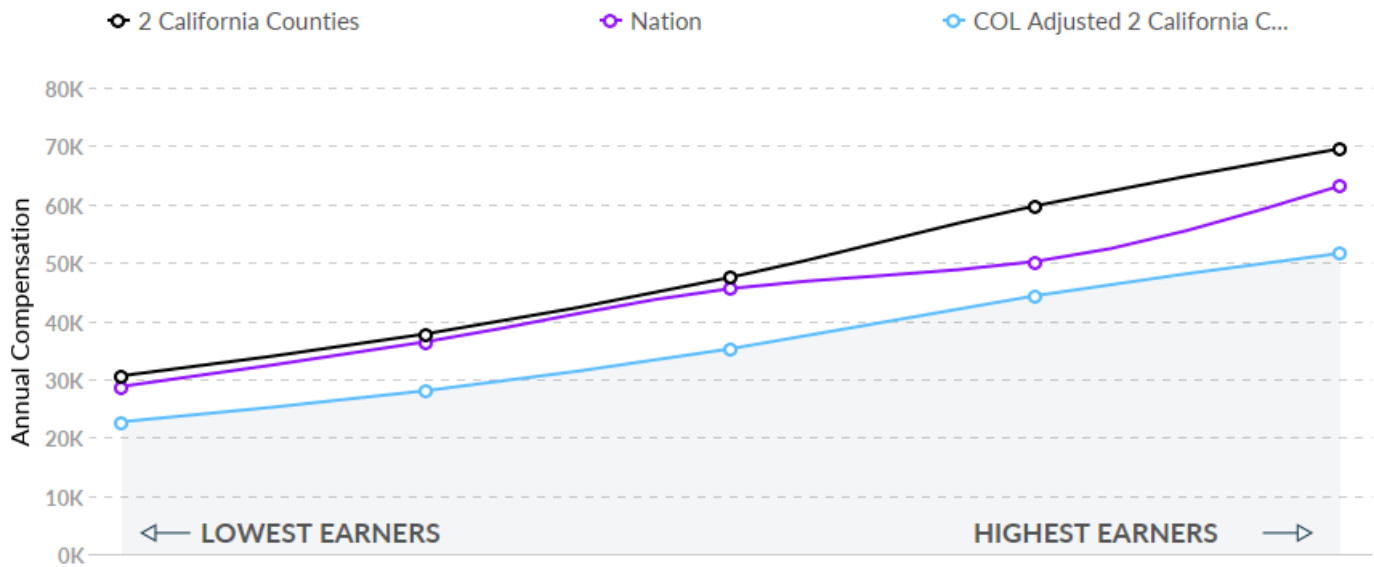


Industry	% of Occupation in Industry (2023)
Local Government, Excluding Education and Hospitals	5.3%
Crop Production	5.2%
Accounting, Tax Preparation, Bookkeeping, and Payroll Services	4.0%
Traveler Accommodation	3.5%
Management of Companies and Enterprises	3.1%
Support Activities for Crop Production	2.6%
Other	76.2%

Compensation

Regional Compensation Is 4% Higher Than National Compensation

For Bookkeeping, Accounting, and Auditing Clerks, the 2021 median wage in your area is \$47,436, while the national median wage is \$45,521.



Job Posting Activity



425 Unique Job Postings

The number of unique postings for this job from Jan 2023 to Jun 2023.



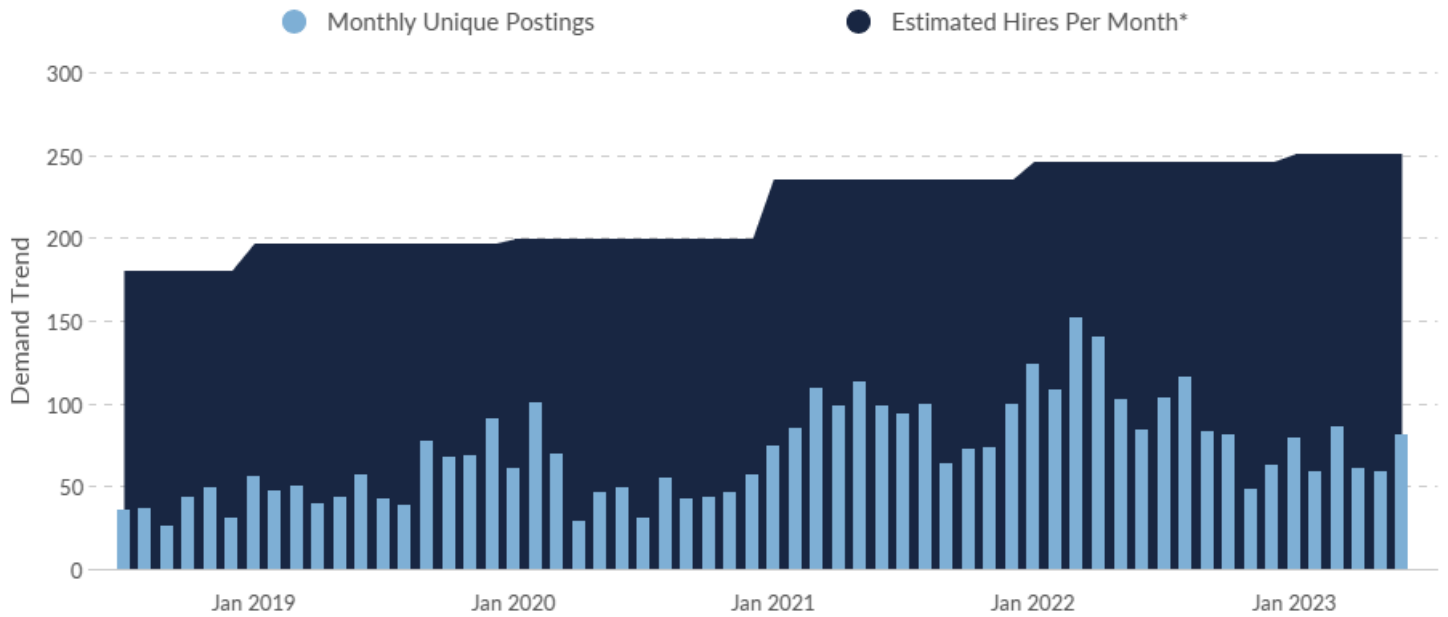
173 Employers Competing

All employers in the region who posted for this job from Jan 2023 to Jun 2023.













30 Day Median Duration







Posting duration is 3 days shorter than what's typical in the region.



Occupation	Avg Monthly Postings (Jan 2023 - Jun 2023)	Avg Monthly Hires (Jan 2023 - Jun 2023)
Bookkeeping, Accounting, and Auditing Clerks	71	251

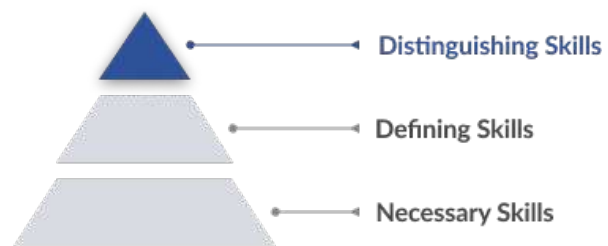
*A hire is reported by the Quarterly Workforce Indicators when an individual's Social Security Number appears on a company's payroll and was not there the quarter before. Lightcast hires are calculated using a combination of Lightcast jobs data, information on separation rates from the Bureau of Labor Statistics (BLS), and industry-based hires data from the Census Bureau.

Top Companies	Unique Postings
Robert Half	83 
Volt	14 
Bookkeeping Solutions	8 
Community Action Partnership ...	8 
Santa Barbara City College	7 
Stardom Accounting Services	6 
Associated Students	4 
Bookkeeper	4 
County Of San Luis Obispo	4 
Rch Construction	4 

Top Job Titles	Unique Postings
Accounting Clerks	45 
Accounting Assistants	39 
Full Charge Bookkeepers	39 
Bookkeepers	30 
Accounts Payable Clerks	25 
Accounts Payable Specialists	20 
Accounting Technicians	19 
Accounts Receivable Clerks	17 
Accounting Associates	9 
Account Clerks	8 

Top Distinguishing Skills by Demand

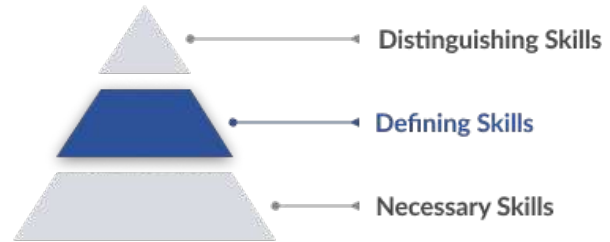
An occupation's Distinguishing Skills are the advanced skills that are called for occasionally. An employee with these skills is likely more specialized and able to differentiate themselves from others in the same role.



Skill	Salary Boosting	Job Postings Requesting
Bank Reconciliations	✔	47
Journals	✘	38
Sales Tax	✘	28
Accruals	✘	21
Cash Receipts	✘	19
Invoice Matching	✘	18
Cash Application	✘	7
Accounting Records	✘	7

Top Defining Skills by Demand

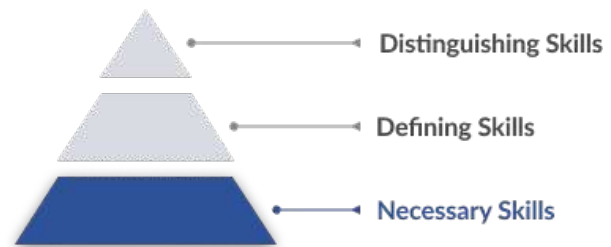
An occupation's Defining Skills represent the day-to-day tasks and responsibilities of the job. An employee needs these skills to qualify for and perform successfully in this occupation.



Skill	Salary Boosting	Job Postings Requesting
Accounting	✗	322
Accounts Payable	✗	258
Accounts Receivable	✗	221
Bookkeeping	✗	215
Invoicing	✗	202
Finance	✗	106
Generally Accepted Accounting Principles	✓	88
Auditing	✗	87
QuickBooks (Accounting Software)	✗	87
Accounting Software	✗	70

Top Necessary Skills by Demand

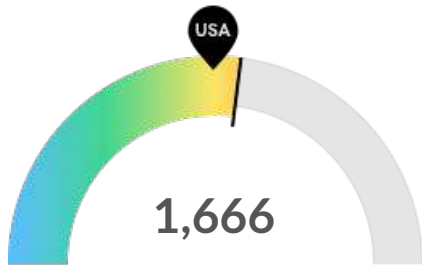
An occupation's Necessary Skills are the specialized skills required for that job and relevant across other similar jobs. An employee needs these skills as building blocks to perform the more complex Defining Skills.



Skill	Salary Boosting	Job Postings Requesting
Financial Statements	✘	108
Data Entry	✘	90
Billing	✘	86
Reconciliation	✘	54

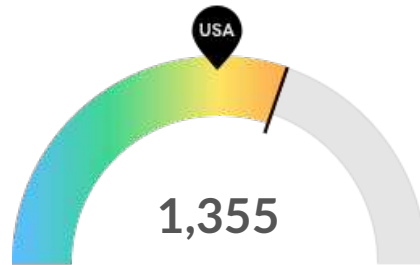
Demographics

Retirement Risk Is High, While Overall Diversity Is High



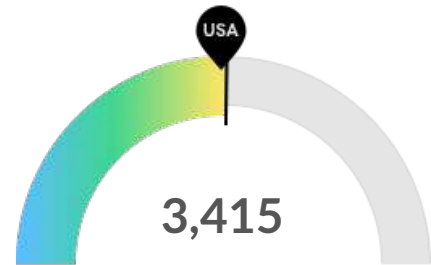
Retiring Soon

Retirement risk is high in your area. The national average for an area this size is 1,487* employees 55 or older, while there are 1,666 here.



Racial Diversity

Racial diversity is high in your area. The national average for an area this size is 1,006* racially diverse employees, while there are 1,355 here.

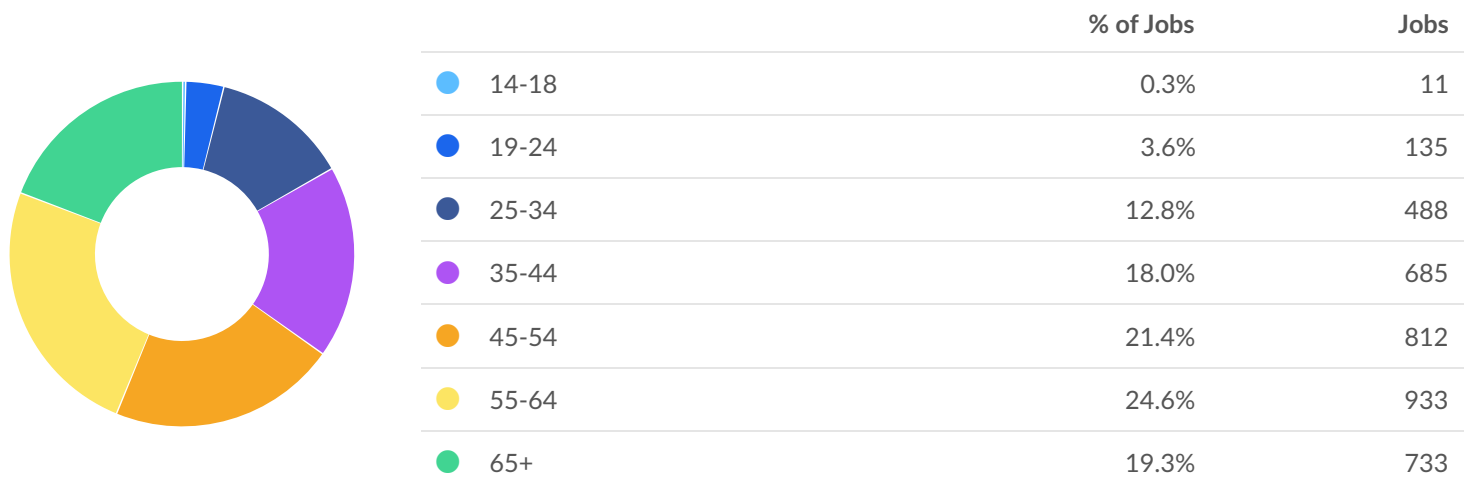


Gender Diversity

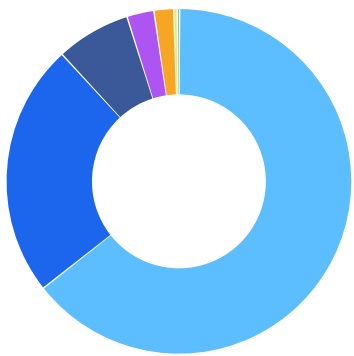
Gender diversity is about average in your area. The national average for an area this size is 3,360* female employees, while there are 3,415 here.

*National average values are derived by taking the national value for Bookkeeping, Accounting, and Auditing Clerks and scaling it down to account for the difference in overall workforce size between the nation and your area. In other words, the values represent the national average adjusted for region size.

Occupation Age Breakdown

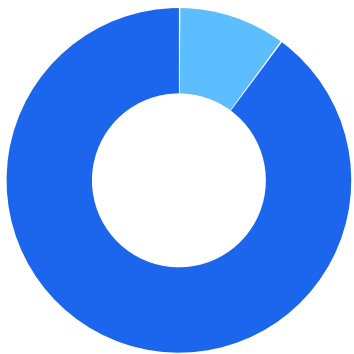


Occupation Race/Ethnicity Breakdown



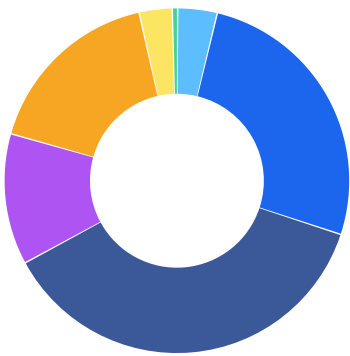
	% of Jobs	Jobs
● White	64.3%	2,442
● Hispanic or Latino	23.8%	903
● Asian	7.0%	265
● Black or African American	2.5%	96
● Two or More Races	1.8%	70
● American Indian or Alaska Native	0.3%	12
● Native Hawaiian or Other Pacific Islander	0.2%	8

Occupation Gender Breakdown



	% of Jobs	Jobs
● Males	10.1%	382
● Females	89.9%	3,415

National Educational Attainment



	% of Jobs
● Less than high school diploma	3.7%
● High school diploma or equivalent	26.3%
● Some college, no degree	37.1%
● Associate's degree	12.3%
● Bachelor's degree	17.1%
● Master's degree	3.1%
● Doctoral or professional degree	0.5%

Occupational Programs



3 Programs

Of the programs that can train for this job, 3 have produced completions in the last 5 years.



116 Completions (2021)

The completions from all regional institutions for all degree types.



524 Openings (2021)

The average number of openings for an occupation in the region is 74.

CIP Code	Top Programs	Completions (2021)
52.0302	Accounting Technology/Technician and Bookkeeping	89
52.0301	Accounting	23
52.0408	General Office Occupations and Clerical Services	4

Top Schools	Completions (2021)
Cuesta College	46
Allan Hancock College	28
California Polytechnic State University-San Luis Obispo	23
Santa Barbara City College	11
Santa Barbara Business College-Santa Maria	4
San Joaquin Valley College-Atascadero	4

Appendix A

Bookkeeping, Accounting, and Auditing Clerks (SOC 43-3031):

Compute, classify, and record numerical data to keep financial records complete. Perform any combination of routine calculating, posting, and verifying duties to obtain primary financial data for use in maintaining accounting records. May also check the accuracy of figures, calculations, and postings pertaining to business transactions recorded by other workers. Excludes Payroll and Timekeeping Clerks (43-3051).

Sample of Reported Job Titles:

- Accounts Receivable Clerk
- Accounts Payable Clerk
- Accounting Specialist
- Accounts Receivable Assistant
- Accounts Payable Specialist
- Accounts Payable Coordinator
- Accounting Technician
- Accounting Coordinator
- Accounting Clerk
- Accounting Associate

Related O*NET Occupation:

Bookkeeping, Accounting, and Auditing Clerks (43-3031.00)