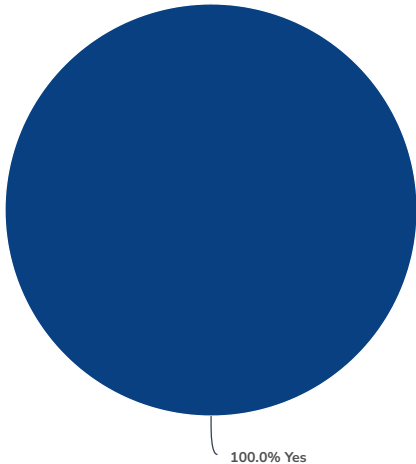


Report for CCC Online Ed - Faculty Survey - Fall 2024 - Allan Hancock College

Response Counts

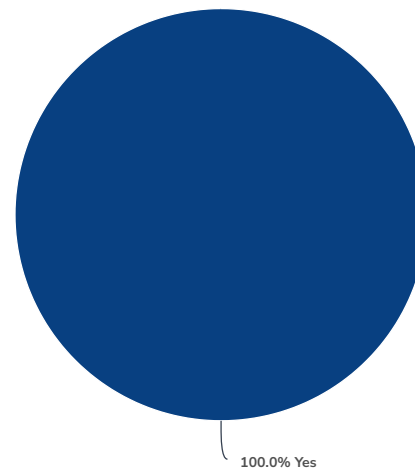
| | | |
|------------------|----------|------------|
| Completion Rate: | 72.7% | |
| | Complete | 64 |
| | Partial | 24 |
| | | Totals: 88 |

1. Do you voluntarily consent to participate in this survey?



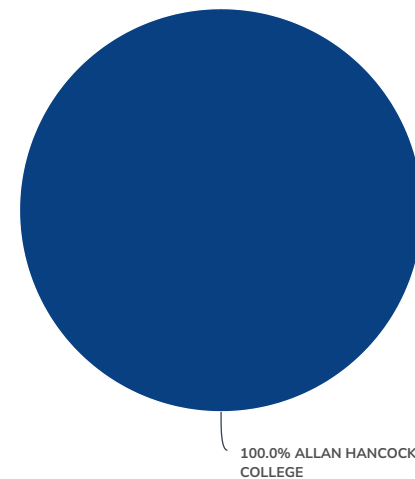
| Value | Percent | | Responses |
|-------|---------|-------------|------------|
| Yes | 100.0% | <div></div> | 88 |
| | | | Totals: 88 |

2. Are you currently teaching at a California community college?



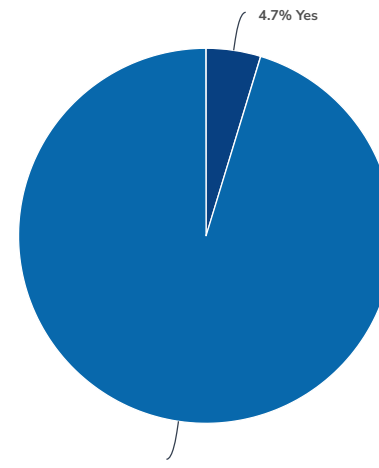
| Value | Percent | | Responses |
|-------|---------|-------------|------------|
| Yes | 100.0% | <div></div> | 87 |
| | | | Totals: 87 |

3. What California community college do you primarily work at?



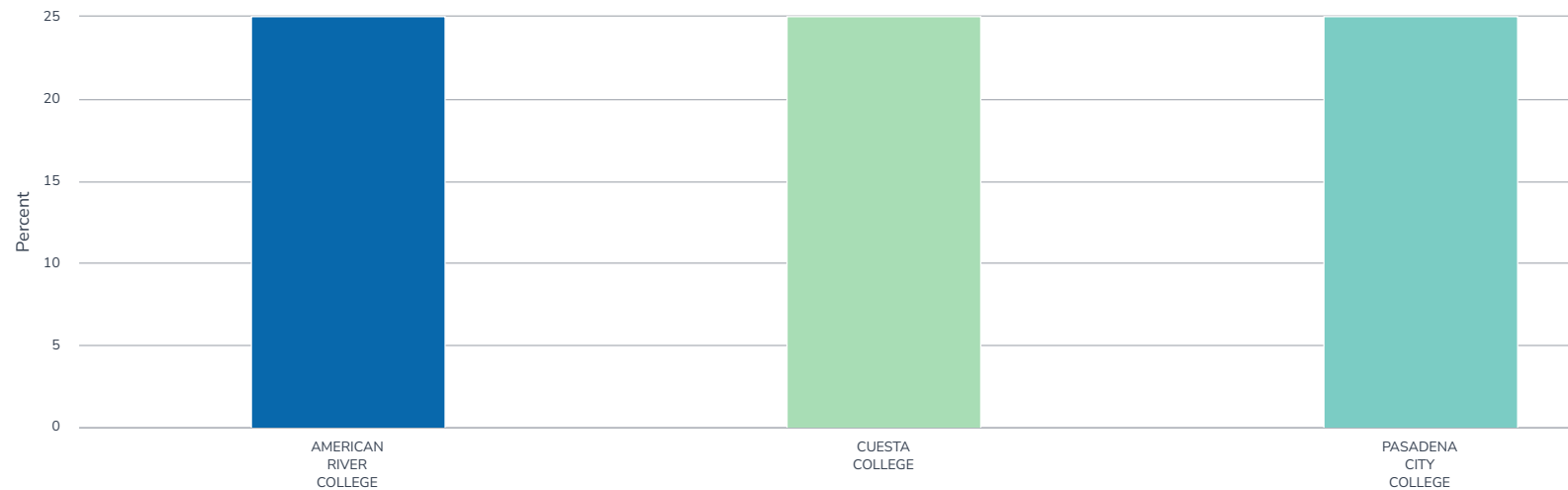
| Value | Percent | | Responses |
|-----------------------|---------|-------------|------------|
| ALLAN HANCOCK COLLEGE | 100.0% | <div></div> | 88 |
| | | | Totals: 88 |

4. Do you work at any other community colleges?



| Value | Percent | | Responses |
|-------|---------|------------------------|------------|
| Yes | 4.7% | <div><div></div></div> | 4 |
| No | 95.3% | <div><div></div></div> | 81 |
| | | | Totals: 85 |

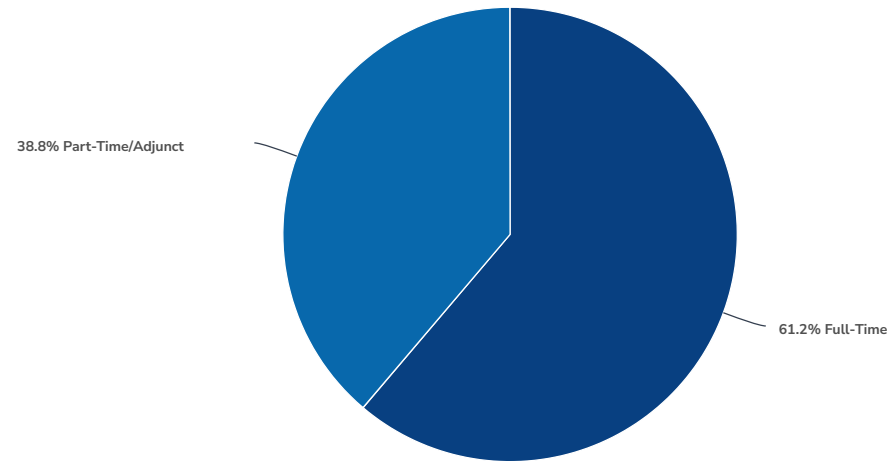
5. Please mark any other colleges you work at.



| Value | Percent | | Responses |
|------------------------|---------|------------------------|-----------|
| AMERICAN RIVER COLLEGE | 25.0% | <div><div></div></div> | 1 |
| CUESTA COLLEGE | 25.0% | <div><div></div></div> | 1 |
| PASADENA CITY COLLEGE | 25.0% | <div><div></div></div> | 1 |

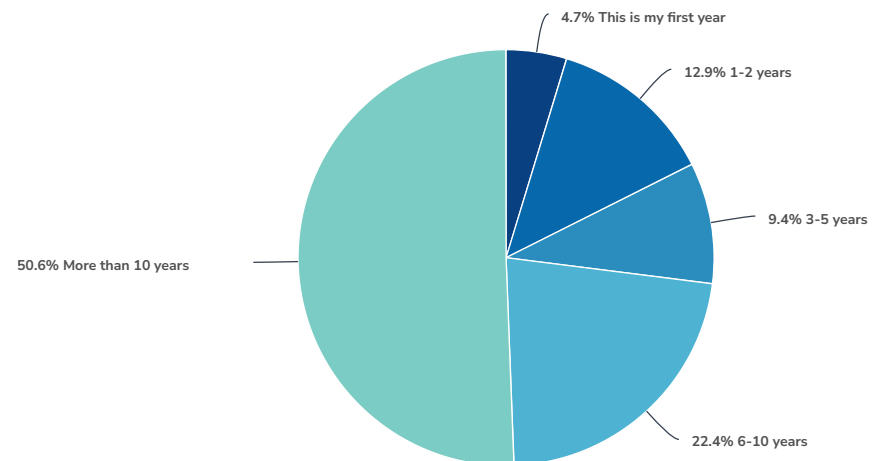
| Value | Percent | Responses |
|--------------|---------|-----------|
| TAFT COLLEGE | 25.0% | 1 |

6. What is your current teaching status?



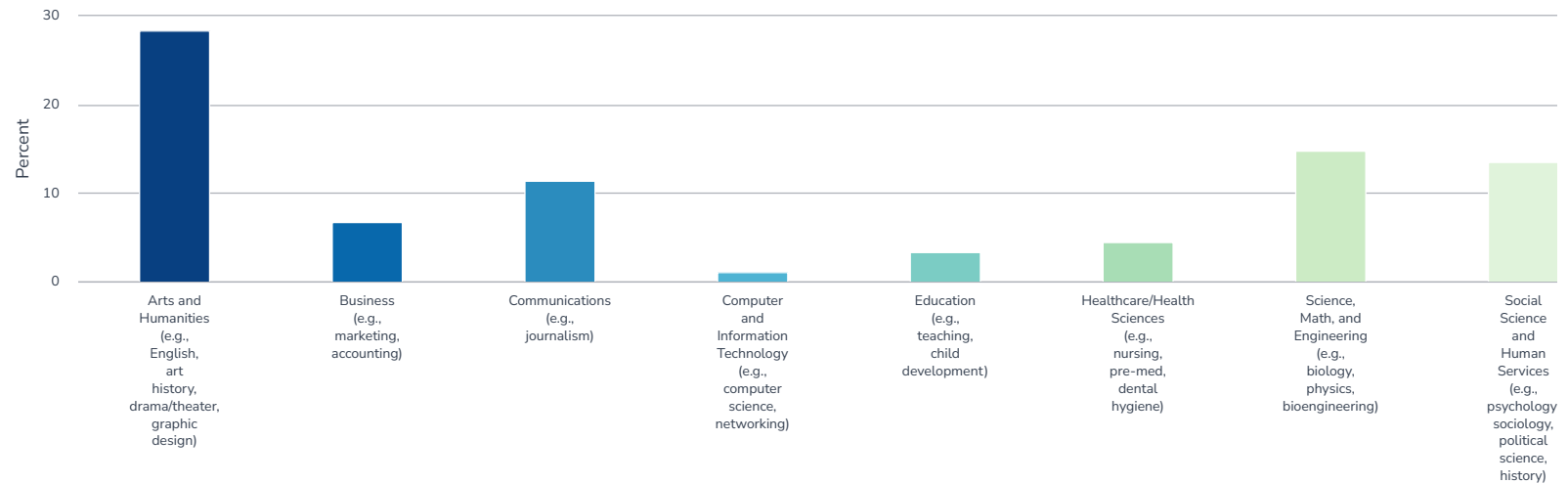
| Value | Percent | Responses |
|-------------------|---------|-------------------|
| Full-Time | 61.2% | 52 |
| Part-Time/Adjunct | 38.8% | 33 |
| | | Totals: 85 |

7. How long have you been teaching at the community college level?



| Value | Percent | | Responses |
|-----------------------|---------|------------------------|-------------------|
| This is my first year | 4.7% | <div><div></div></div> | 4 |
| 1-2 years | 12.9% | <div><div></div></div> | 11 |
| 3-5 years | 9.4% | <div><div></div></div> | 8 |
| 6-10 years | 22.4% | <div><div></div></div> | 19 |
| More than 10 years | 50.6% | <div><div></div></div> | 43 |
| | | | Totals: 85 |

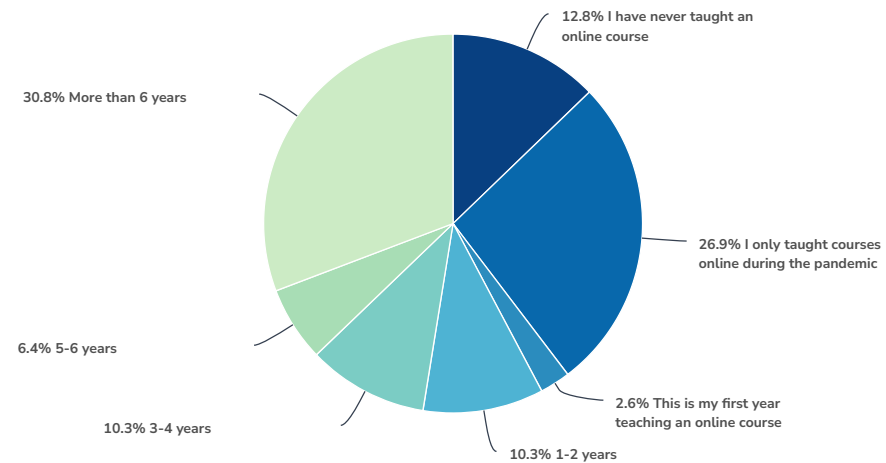
8. What discipline do you teach in?



| Value | Percent | | Responses |
|---|---------|------------------------|-----------|
| Arts and Humanities (e.g., English, art history, drama/theater, graphic design) | 28.4% | <div><div></div></div> | 25 |
| Business (e.g., marketing, accounting) | 6.8% | <div><div></div></div> | 6 |
| Communications (e.g., journalism) | 11.4% | <div><div></div></div> | 10 |
| Computer and Information Technology (e.g., computer science, networking) | 1.1% | <div><div></div></div> | 1 |
| Education (e.g., teaching, child development) | 3.4% | <div><div></div></div> | 3 |
| Healthcare/Health Sciences (e.g., nursing, pre-med, dental hygiene) | 4.5% | <div><div></div></div> | 4 |
| Science, Math, and Engineering (e.g., biology, physics, bioengineering) | 14.8% | <div><div></div></div> | 13 |
| Social Science and Human Services (e.g., psychology, sociology, political science, history) | 13.6% | <div><div></div></div> | 12 |
| Faculty Counselor | 1.1% | <div><div></div></div> | 1 |

| Value | Percent | | Responses |
|---|---------|------------------------|-----------|
| Faculty Librarian | 2.3% | <div><div></div></div> | 2 |
| Other - Write In (click to view). | 18.2% | <div><div></div></div> | 16 |

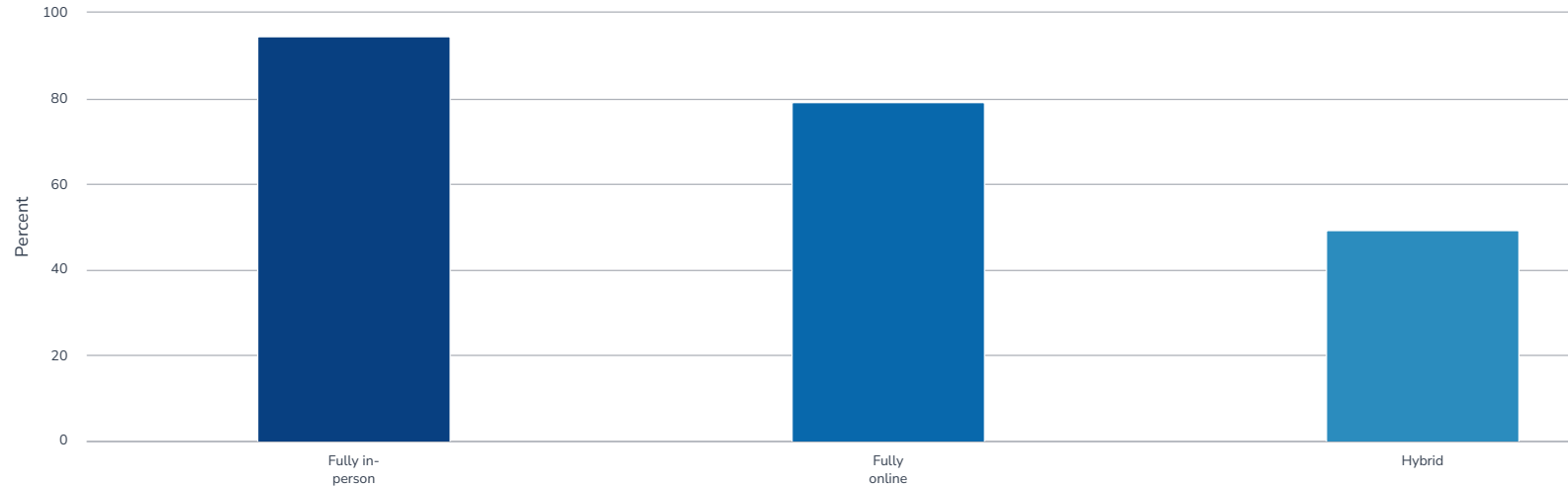
9. In your time teaching at a California community college overall, how long have you been teaching courses that have an online component?



| Value | Percent | | Responses |
|--|---------|------------------------|-----------|
| I have never taught an online course | 12.8% | <div><div></div></div> | 10 |
| I only taught courses online during the pandemic | 26.9% | <div><div></div></div> | 21 |
| This is my first year teaching an online course | 2.6% | <div><div></div></div> | 2 |
| 1-2 years | 10.3% | <div><div></div></div> | 8 |
| 3-4 years | 10.3% | <div><div></div></div> | 8 |
| 5-6 years | 6.4% | <div><div></div></div> | 5 |
| More than 6 years | 30.8% | <div><div></div></div> | 24 |

Totals: 78

10. In your time teaching at a community college overall/ever, have you taught courses in any of the following modalities? (Check all that apply)

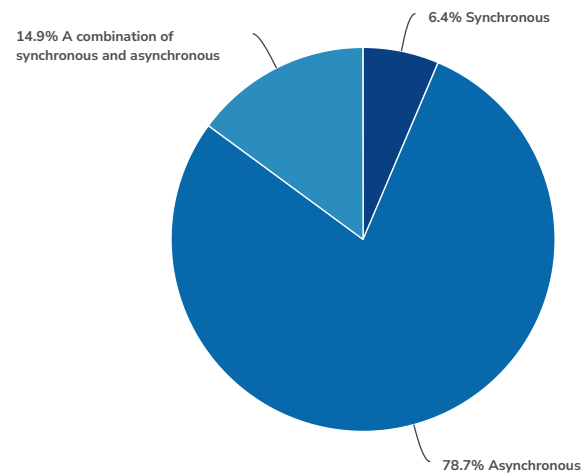


| Value | Percent | | Responses |
|-----------------|---------|------------------------|-----------|
| Fully in-person | 94.8% | <div><div></div></div> | 73 |
| Fully online | 79.2% | <div><div></div></div> | 61 |
| Hybrid | 49.4% | <div><div></div></div> | 38 |
| Hyflex | 10.4% | <div><div></div></div> | 8 |

11. In the past year, how many distinct courses (not sections) have you taught in each of the following modalities? (Note: If you have not taught in a given modality, select '0')

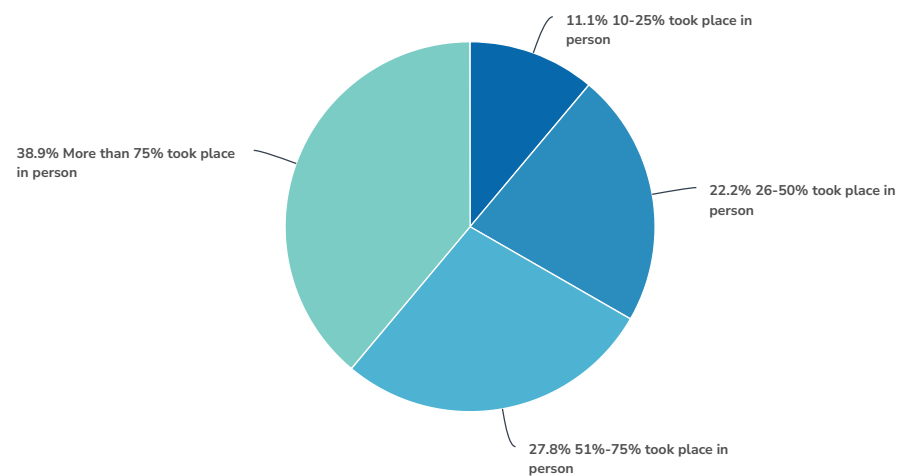
| | 0 | 1 | 2-3 | 4+ | Responses |
|------------------------|-------|-------|-------|-------|-----------|
| <u>Fully in-person</u> | | | | | |
| Count | 12 | 16 | 27 | 25 | 80 |
| Row % | 15.0% | 20.0% | 33.8% | 31.3% | |
| <u>Fully online</u> | | | | | |
| Count | 35 | 9 | 20 | 15 | 79 |
| Row % | 44.3% | 11.4% | 25.3% | 19.0% | |
| <u>Hybrid</u> | | | | | |
| Count | 57 | 13 | 6 | 3 | 79 |
| Row % | 72.2% | 16.5% | 7.6% | 3.8% | |
| <u>Hyflex</u> | | | | | |
| Count | 72 | 6 | 0 | 0 | 78 |
| Row % | 92.3% | 7.7% | 0.0% | 0.0% | |
| Totals | | | | | |
| Total Responses | | | | | 80 |

12. In the courses you have taught with an online component in the past year, which of the following elements did the course include?



| Value | Percent | | Responses |
|---|---------|------------------------|------------|
| Synchronous | 6.4% | <div><div></div></div> | 3 |
| Asynchronous | 78.7% | <div><div></div></div> | 37 |
| A combination of synchronous and asynchronous | 14.9% | <div><div></div></div> | 7 |
| | | | Totals: 47 |

13. Thinking only of the hybrid course(s) you have taught in the past year, on average, what proportion of the learning experience took place in person?

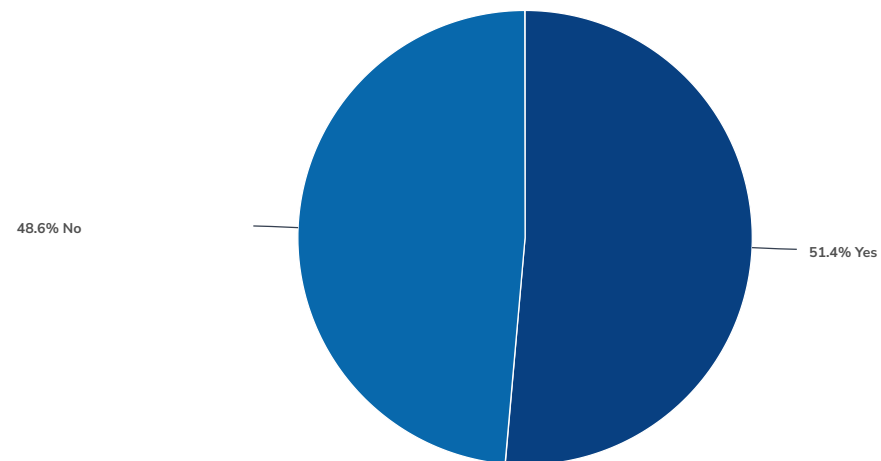


| Value | Percent | | Responses |
|------------------------------------|---------|------------------------|-------------------|
| 10-25% took place in person | 11.1% | <div><div></div></div> | 2 |
| 26-50% took place in person | 22.2% | <div><div></div></div> | 4 |
| 51%-75% took place in person | 27.8% | <div><div></div></div> | 5 |
| More than 75% took place in person | 38.9% | <div><div></div></div> | 7 |
| | | | Totals: 18 |

14. When considering a hybrid course, what proportions do you believe are the best combination of modalities? (Percentages should equal 100%)

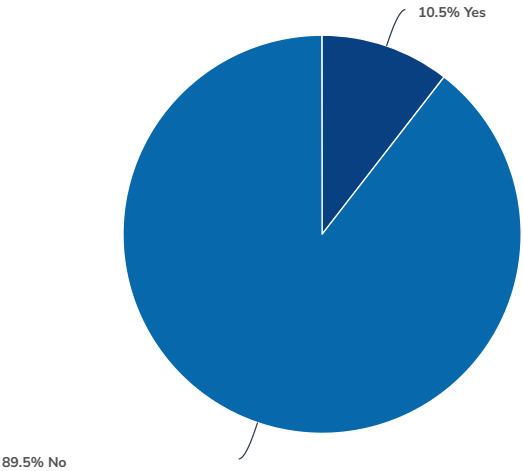
| Item | Average | Min | Max | StdDev | Sum | Total Responses |
|----------------------|---------|-----|-------|--------|---------|-----------------|
| Online: synchronous | 24.7 | 0.0 | 75.0 | 19.4 | 1,037.0 | 42 |
| Online: asynchronous | 40.0 | 0.0 | 100.0 | 22.3 | 2,399.0 | 60 |
| In person | 56.4 | 0.0 | 100.0 | 20.5 | 3,439.0 | 61 |

15. Are you aware of the California Virtual Campus (CVC) Exchange?



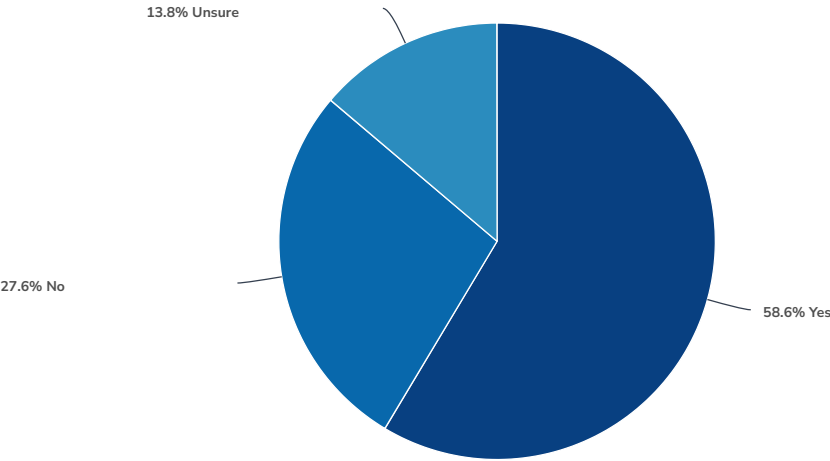
| Value | Percent | | Responses |
|-------|---------|------------------------|-------------------|
| Yes | 51.4% | <div><div></div></div> | 38 |
| No | 48.6% | <div><div></div></div> | 36 |
| | | | Totals: 74 |

16. Are any of your courses on the Exchange?



| Value | Percent | | Responses |
|-------|---------|------------------------|------------|
| Yes | 10.5% | <div><div></div></div> | 4 |
| No | 89.5% | <div><div></div></div> | 34 |
| | | | Totals: 38 |

17. Would you be interested in teaching a course with an online component in the future (either hybrid, hyflex or fully online)?



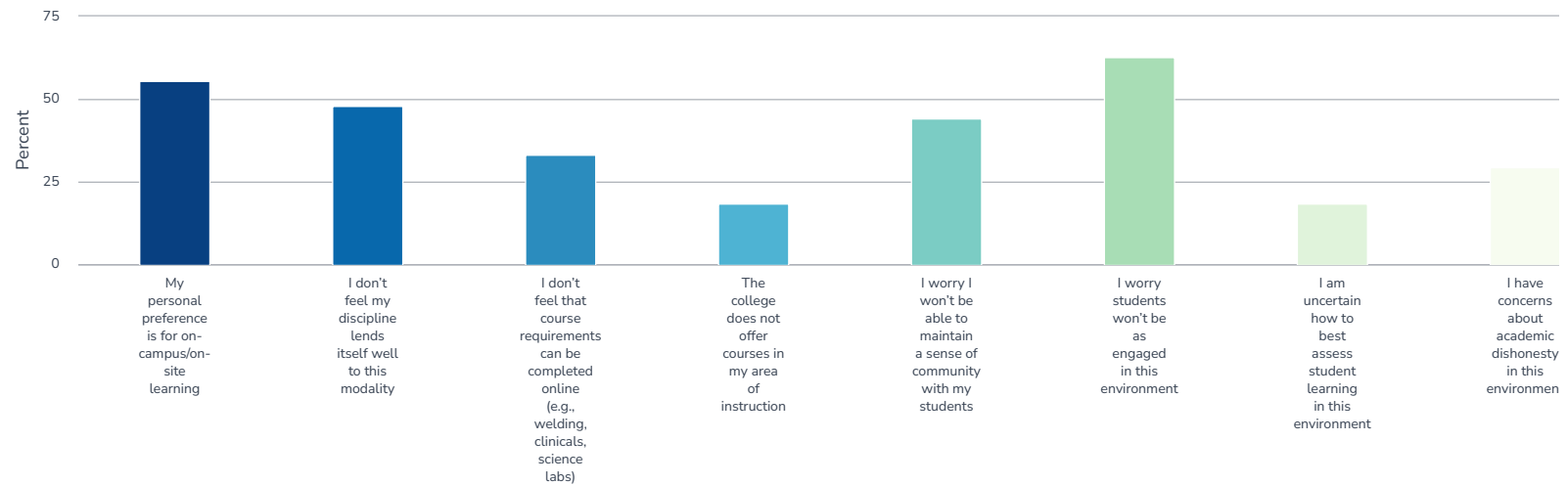
| Value | Percent | | Responses |
|-------|---------|------------------------|------------|
| Yes | 58.6% | <div><div></div></div> | 17 |
| No | 27.6% | <div><div></div></div> | 8 |
| | | | Totals: 29 |

| Value | Percent | Responses |
|------------|---------|-----------|
| Unsure | 13.8% | 4 |
| Totals: 29 | | |

18. How interested would you be in teaching each of the following types of courses?

| | Not at all interested | Somewhat interested | Very interested | Responses |
|------------------------------------|-----------------------|---------------------|-----------------|-----------|
| Fully online - <u>synchronous</u> | | | | |
| Count | 8 | 6 | 6 | 20 |
| Row % | 40.0% | 30.0% | 30.0% | |
| Fully online - <u>asynchronous</u> | | | | |
| Count | 7 | 7 | 6 | 20 |
| Row % | 35.0% | 35.0% | 30.0% | |
| <u>Hybrid</u> | | | | |
| Count | 4 | 11 | 6 | 21 |
| Row % | 19.0% | 52.4% | 28.6% | |
| <u>Hyflex</u> | | | | |
| Count | 11 | 6 | 2 | 19 |
| Row % | 57.9% | 31.6% | 10.5% | |
| Totals | | | | |
| Total Responses | | | | 21 |

19. Are any of the following true regarding why you have not taught any courses with an online component in the past year? (Check all that apply)



| Value | Percent | Responses |
|--|---------|-----------|
| My personal preference is for on-campus/on-site learning | 55.6% | 15 |

| Value | Percent | | Responses |
|--|---------|------------------------|-----------|
| I don't feel my discipline lends itself well to this modality | 48.1% | <div><div></div></div> | 13 |
| I don't feel that course requirements can be completed online (e.g., welding, clinicals, science labs) | 33.3% | <div><div></div></div> | 9 |
| The college does not offer courses in my area of instruction | 18.5% | <div><div></div></div> | 5 |
| I worry I won't be able to maintain a sense of community with my students | 44.4% | <div><div></div></div> | 12 |
| I worry students won't be as engaged in this environment | 63.0% | <div><div></div></div> | 17 |
| I am uncertain how to best assess student learning in this environment | 18.5% | <div><div></div></div> | 5 |
| I have concerns about academic dishonesty in this environment | 29.6% | <div><div></div></div> | 8 |
| I am uncertain how to adapt instruction to meet students where they are | 11.1% | <div><div></div></div> | 3 |
| I am not comfortable/familiar with the required technology or software, such as Canvas or Artificial Intelligence (AI) | 3.7% | <div><div></div></div> | 1 |
| <u>Other - Write In (click to view).</u> | 29.6% | <div><div></div></div> | 8 |

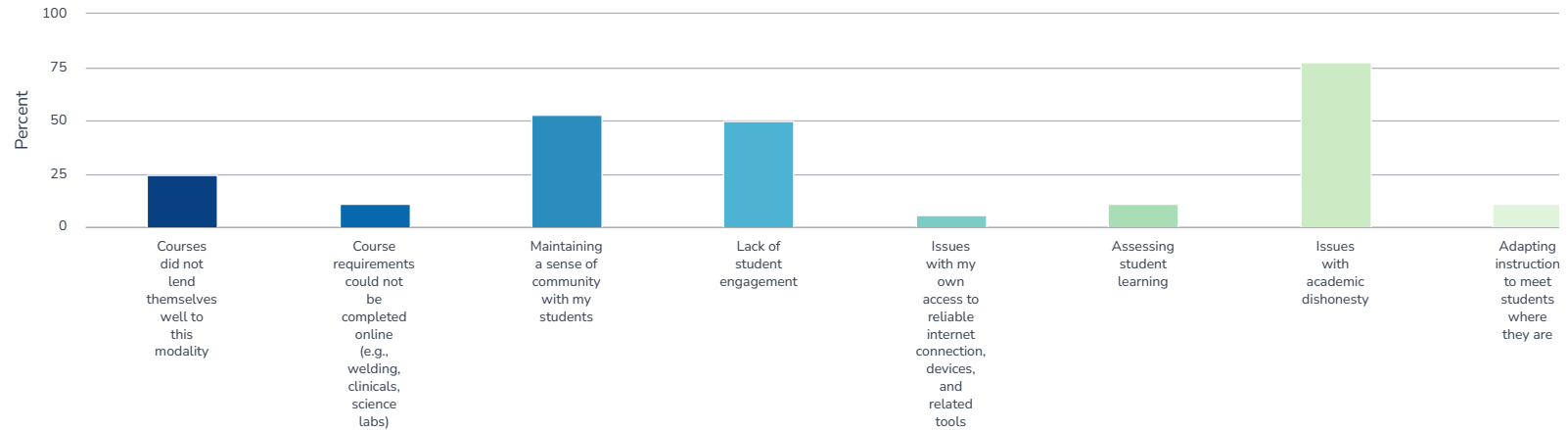
20. What would you need to feel comfortable teaching online courses and/or to make online courses more appealing?

[Show Responses ▶](#)

21. How do you feel about each of the following teaching modalities?

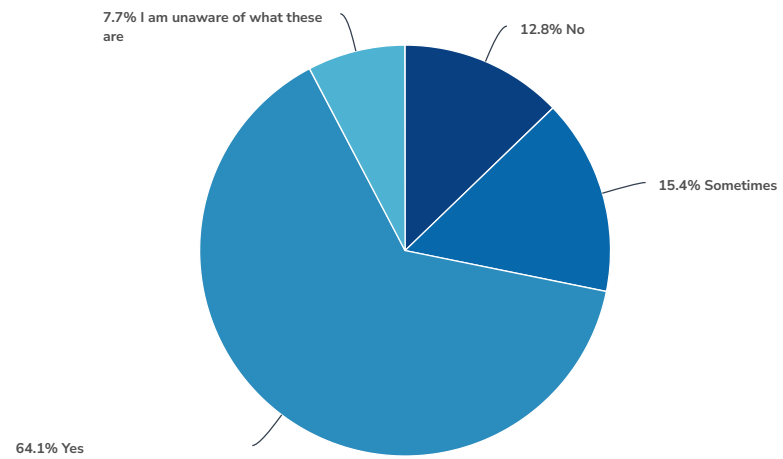
| | I enjoy teaching in this format | I don't mind teaching in this format | I would prefer not to teach in this format | Responses |
|-----------------|---------------------------------|--------------------------------------|--|-----------|
| Fully in-person | | | | |
| Count | 36 | 2 | 1 | 39 |
| Row % | 92.3% | 5.1% | 2.6% | |
| Fully online | | | | |
| Count | 25 | 7 | 7 | 39 |
| Row % | 64.1% | 17.9% | 17.9% | |
| <u>Hybrid</u> | | | | |
| Count | 13 | 14 | 11 | 38 |
| Row % | 34.2% | 36.8% | 28.9% | |
| <u>Hyflex</u> | | | | |
| Count | 2 | 7 | 24 | 33 |
| Row % | 6.1% | 21.2% | 72.7% | |
| Totals | | | | |
| Total Responses | | | | 39 |

22. Have any of the following been a challenge for you when teaching courses with an online component or have kept you from teaching courses online? (Check all that apply)



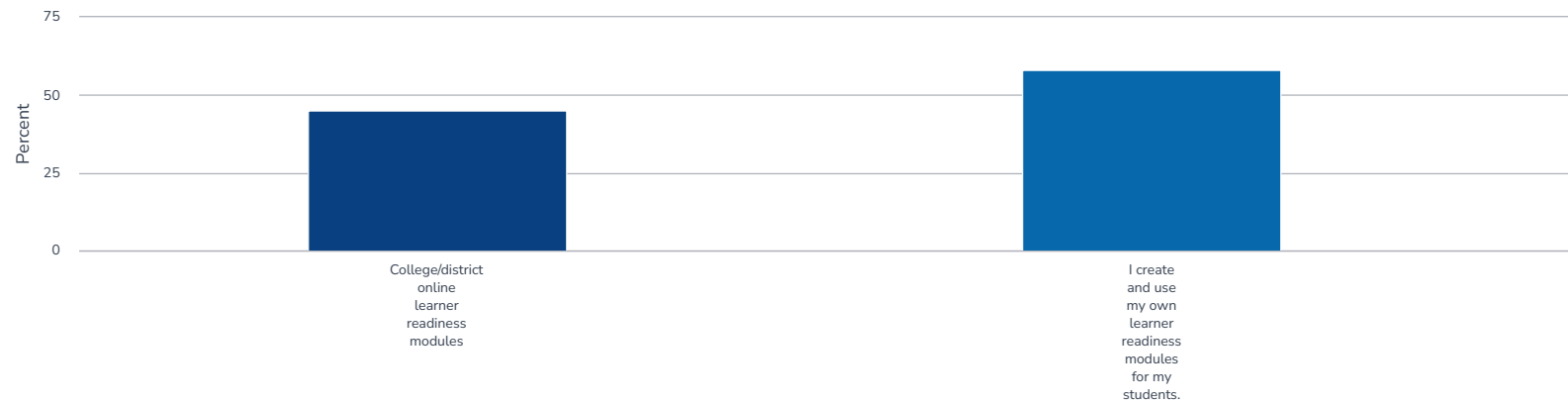
| Value | Percent | | Responses |
|---|---------|------------------------|-----------|
| Courses did not lend themselves well to this modality | 25.0% | <div><div></div></div> | 9 |
| Course requirements could not be completed online (e.g., welding, clinicals, science labs) | 11.1% | <div><div></div></div> | 4 |
| Maintaining a sense of community with my students | 52.8% | <div><div></div></div> | 19 |
| Lack of student engagement | 50.0% | <div><div></div></div> | 18 |
| Issues with my own access to reliable internet connection, devices, and related tools | 5.6% | <div><div></div></div> | 2 |
| Assessing student learning | 11.1% | <div><div></div></div> | 4 |
| Issues with academic dishonesty | 77.8% | <div><div></div></div> | 28 |
| Adapting instruction to meet students where they are | 11.1% | <div><div></div></div> | 4 |
| Supporting students adapt to distance education | 19.4% | <div><div></div></div> | 7 |
| My discomfort or unfamiliarity with required technology or software, such as Canvas or Artificial Intelligence (AI) | 8.3% | <div><div></div></div> | 3 |
| <u>Other - Write In (click to view).</u> | 16.7% | <div><div></div></div> | 6 |

23. Do you provide online learner preparation tools/resources to your students?



| Value | Percent | | Responses |
|--------------------------------|---------|------------------------|-----------|
| No | 12.8% | <div><div></div></div> | 5 |
| Sometimes | 15.4% | <div><div></div></div> | 6 |
| Yes | 64.1% | <div><div></div></div> | 25 |
| I am unaware of what these are | 7.7% | <div><div></div></div> | 3 |
| Totals: 39 | | | |

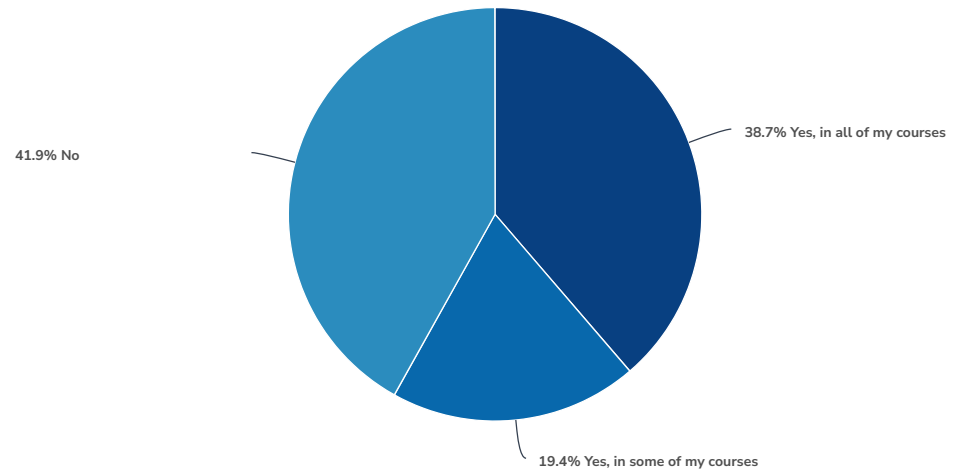
24. Which online learner preparation tools/resources do you provide your students? (Check all that apply)



| Value | Percent | | Responses |
|---|---------|------------------------|-----------|
| College/district online learner readiness modules | 45.2% | <div><div></div></div> | 14 |

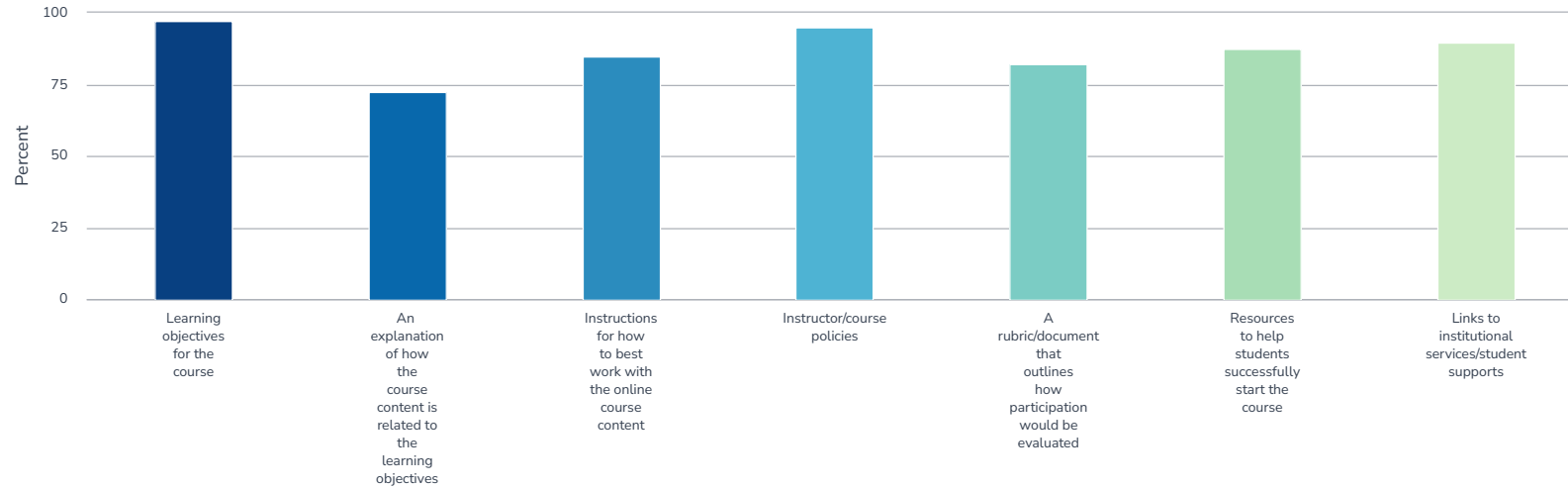
| Value | Percent | | Responses |
|--|---------|------------------------|-----------|
| I create and use my own learner readiness modules for my students. | 58.1% | <div><div></div></div> | 18 |
| I curate and pull together resources from other sites to create learner readiness modules for my students. | 48.4% | <div><div></div></div> | 15 |

25. Do you require students to leverage online learner preparation tools/resources for your course?



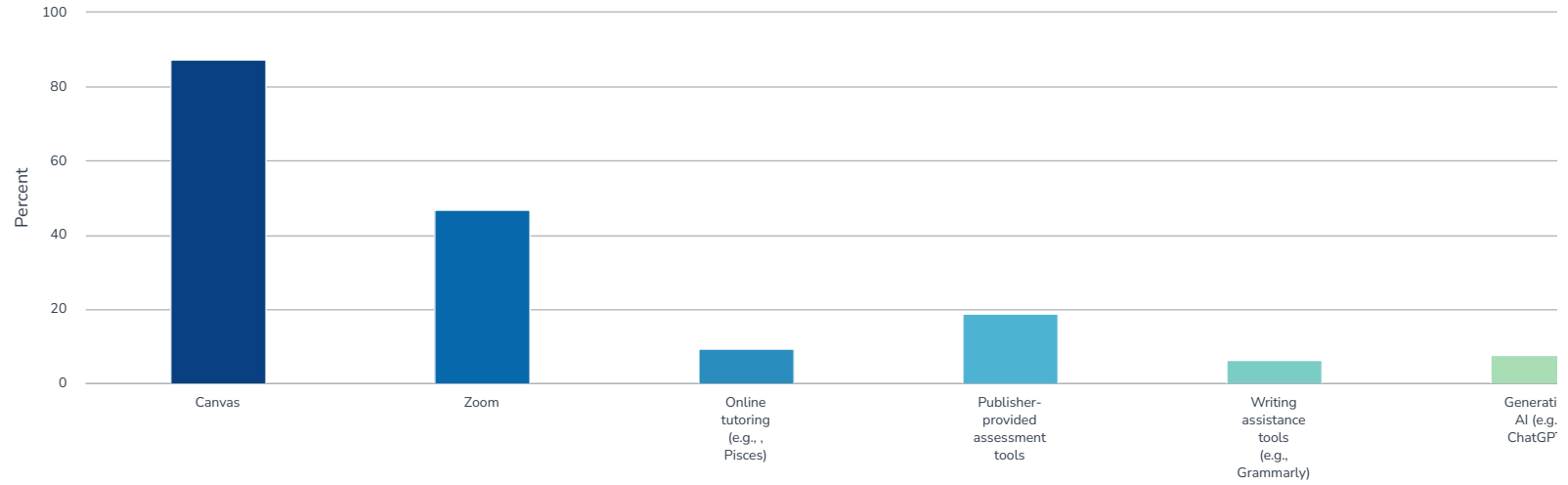
| Value | Percent | | Responses |
|----------------------------|---------|------------------------|-------------------|
| Yes, in all of my courses | 38.7% | <div><div></div></div> | 12 |
| Yes, in some of my courses | 19.4% | <div><div></div></div> | 6 |
| No | 41.9% | <div><div></div></div> | 13 |
| | | | Totals: 31 |

26. In your online courses, which information do you provide at the start of the course to help orient students to the class? (Check all that apply)



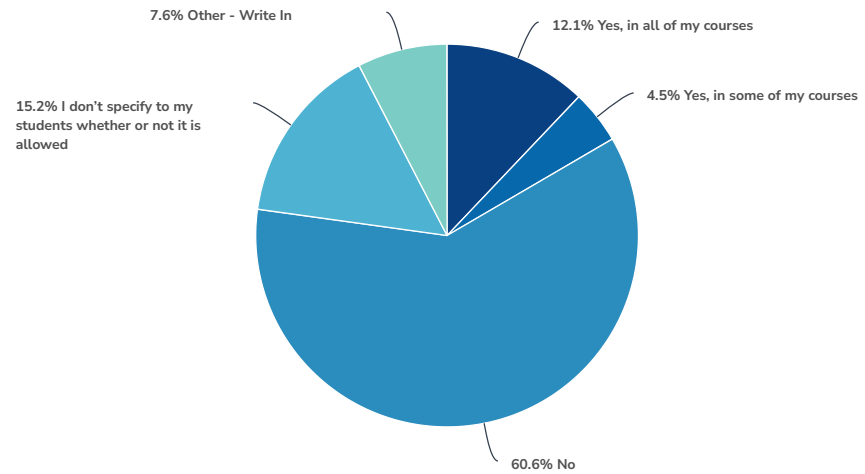
| Value | Percent | | Responses |
|--|---------|------------------------|-----------|
| Learning objectives for the course | 97.5% | <div><div></div></div> | 39 |
| An explanation of how the course content is related to the learning objectives | 72.5% | <div><div></div></div> | 29 |
| Instructions for how to best work with the online course content | 85.0% | <div><div></div></div> | 34 |
| Instructor/course policies | 95.0% | <div><div></div></div> | 38 |
| A rubric/document that outlines how participation would be evaluated | 82.5% | <div><div></div></div> | 33 |
| Resources to help students successfully start the course | 87.5% | <div><div></div></div> | 35 |
| Links to institutional services/student supports | 90.0% | <div><div></div></div> | 36 |
| Links to technology support and troubleshooting tips | 87.5% | <div><div></div></div> | 35 |
| Information on how to contact the instructor | 95.0% | <div><div></div></div> | 38 |
| <u>Other - Write In (click to view)</u> | 5.0% | <div><div></div></div> | 2 |

27. What technology are you using to facilitate learning in your classes? (Check all that apply)



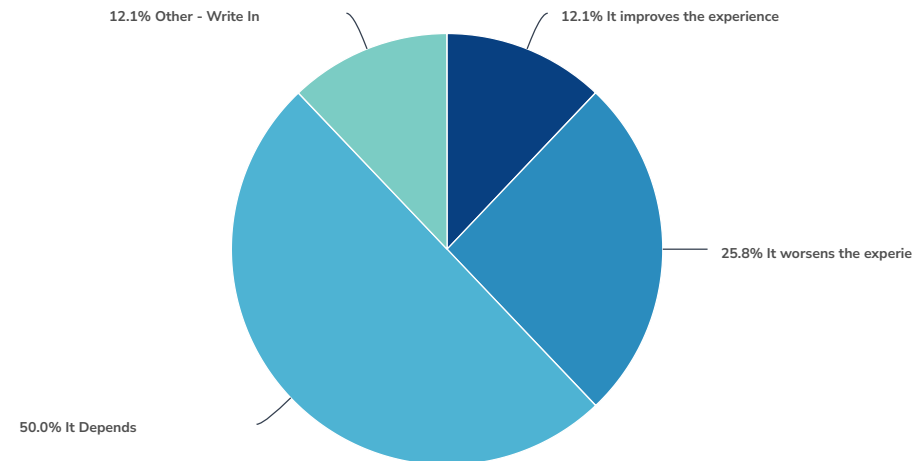
| Value | Percent | | Responses |
|--|---------|------------------------|-----------|
| Canvas | 87.5% | <div><div></div></div> | 56 |
| Zoom | 46.9% | <div><div></div></div> | 30 |
| Online tutoring (e.g., , Pisces) | 9.4% | <div><div></div></div> | 6 |
| Publisher-provided assessment tools | 18.8% | <div><div></div></div> | 12 |
| Writing assistance tools (e.g., Grammarly) | 6.3% | <div><div></div></div> | 4 |
| Generative AI (e.g., ChatGPT) | 7.8% | <div><div></div></div> | 5 |
| Plagiarism detection tool (e.g., Turn-it-in) | 46.9% | <div><div></div></div> | 30 |
| <u>Other - Write In (click to view).</u> | 17.2% | <div><div></div></div> | 11 |

28. Do you allow the use of Artificial Intelligence (AI) in your courses?



| Value | Percent | | Responses |
|---|---------|------------------------|------------|
| Yes, in all of my courses | 12.1% | <div><div></div></div> | 8 |
| Yes, in some of my courses | 4.5% | <div><div></div></div> | 3 |
| No | 60.6% | <div><div></div></div> | 40 |
| I don't specify to my students whether or not it is allowed | 15.2% | <div><div></div></div> | 10 |
| Other - Write In (click to view) | 7.6% | <div><div></div></div> | 5 |
| | | | Totals: 66 |

29. How do you believe AI technology impacts the learning experience for students?

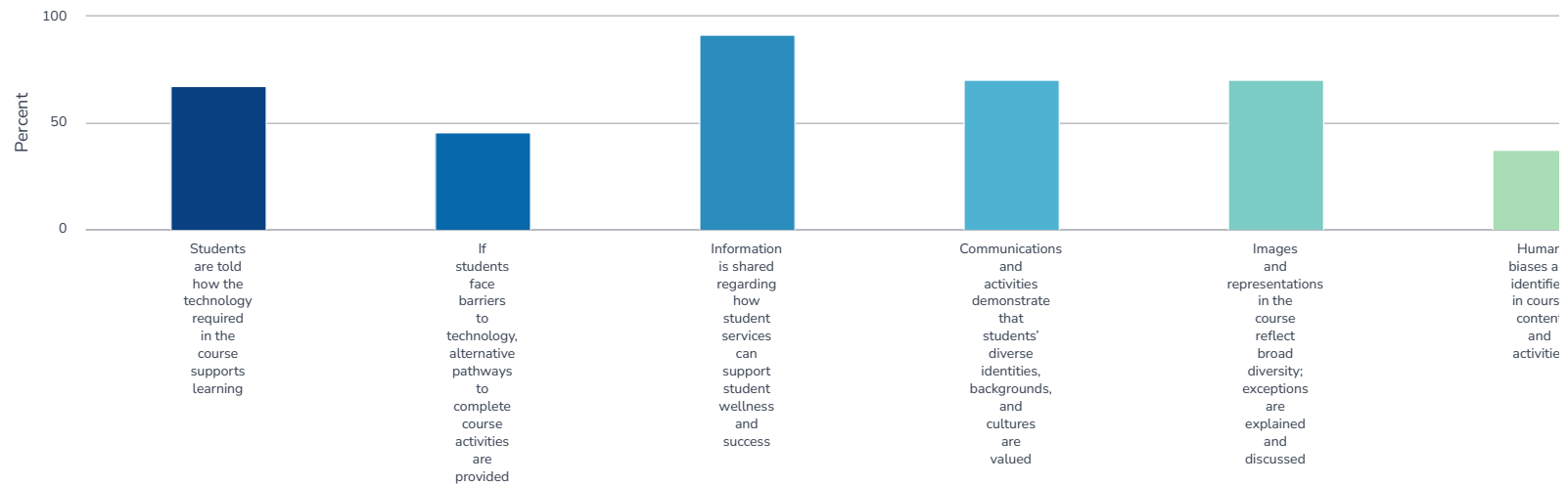


| Value | Percent | | Responses |
|--|---------|------------------------|-------------------|
| It improves the experience | 12.1% | <div><div></div></div> | 8 |
| It worsens the experience | 25.8% | <div><div></div></div> | 17 |
| <u>It Depends (click to view).</u> | 50.0% | <div><div></div></div> | 33 |
| <u>Other - Write In (click to view).</u> | 12.1% | <div><div></div></div> | 8 |
| | | | Totals: 66 |

30. What tools and technology do you need to enhance your online teaching (be it related to AI or otherwise)?

[Show Responses ▶](#)

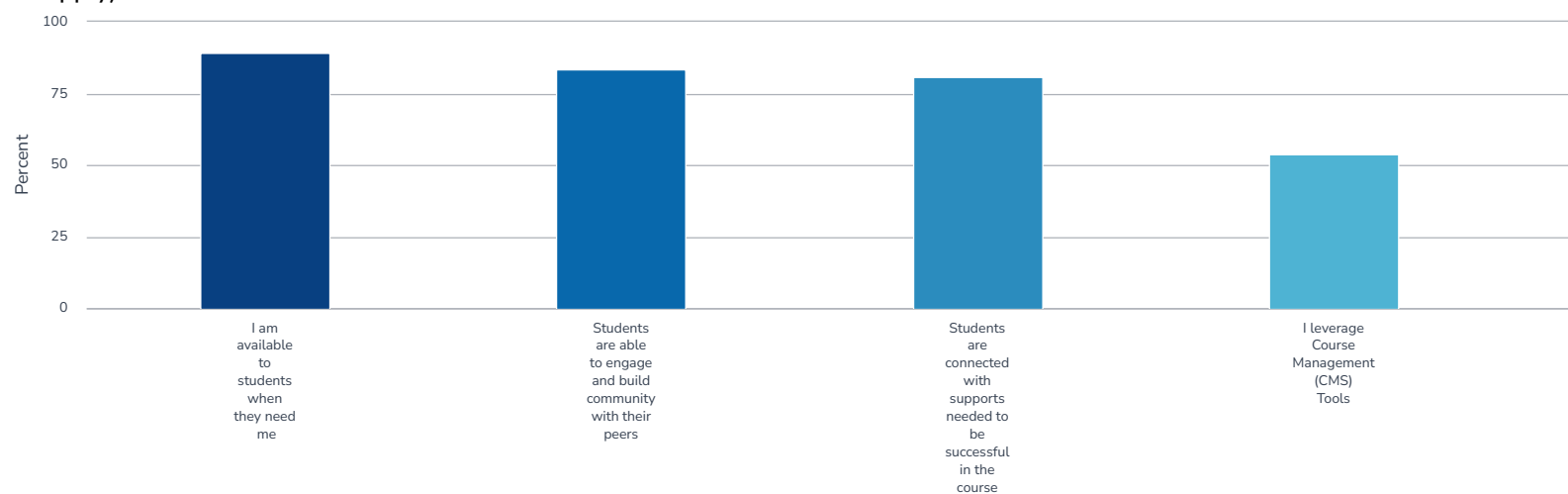
31. In your online course(s), which of the following practices are included? (check all that apply)



| Value | Percent | | Responses |
|---|---------|------------------------|-----------|
| Students are told how the technology required in the course supports learning | 67.6% | <div><div></div></div> | 25 |
| If students face barriers to technology, alternative pathways to complete course activities are provided | 45.9% | <div><div></div></div> | 17 |
| Information is shared regarding how student services can support student wellness and success | 91.9% | <div><div></div></div> | 34 |
| Communications and activities demonstrate that students' diverse identities, backgrounds, and cultures are valued | 70.3% | <div><div></div></div> | 26 |
| Images and representations in the course reflect broad diversity; exceptions are explained and discussed | 70.3% | <div><div></div></div> | 26 |
| Human biases are identified in course content and activities | 37.8% | <div><div></div></div> | 14 |

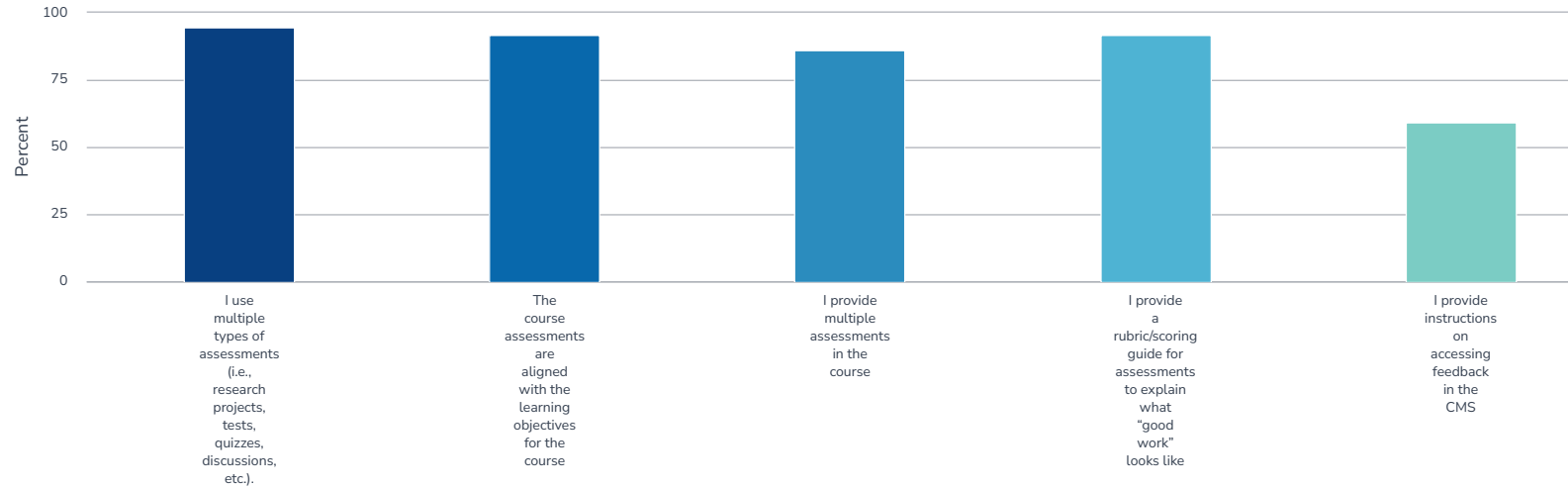
| Value | Percent | | Responses |
|---|---------|------------------------|-----------|
| Connections are drawn between course content, students' lives, and students' futures. | 73.0% | <div><div></div></div> | 27 |
| An active effort is made to foster care and connection among students and with the instructor | 86.5% | <div><div></div></div> | 32 |

32. In your online courses, which of the following practices are implemented around how you structure the learning experience? (check all that apply)



| Value | Percent | | Responses |
|--|---------|------------------------|-----------|
| I am available to students when they need me | 89.2% | <div><div></div></div> | 33 |
| Students are able to engage and build community with their peers | 83.8% | <div><div></div></div> | 31 |
| Students are connected with supports needed to be successful in the course | 81.1% | <div><div></div></div> | 30 |
| I leverage Course Management (CMS) Tools | 54.1% | <div><div></div></div> | 20 |
| I leverage multimedia (text, audio, video, images and/or graphics) | 86.5% | <div><div></div></div> | 32 |
| There are opportunities to give anonymous feedback | 40.5% | <div><div></div></div> | 15 |

33. In your online courses, which of the following assessment practices are implemented? (check all that apply)



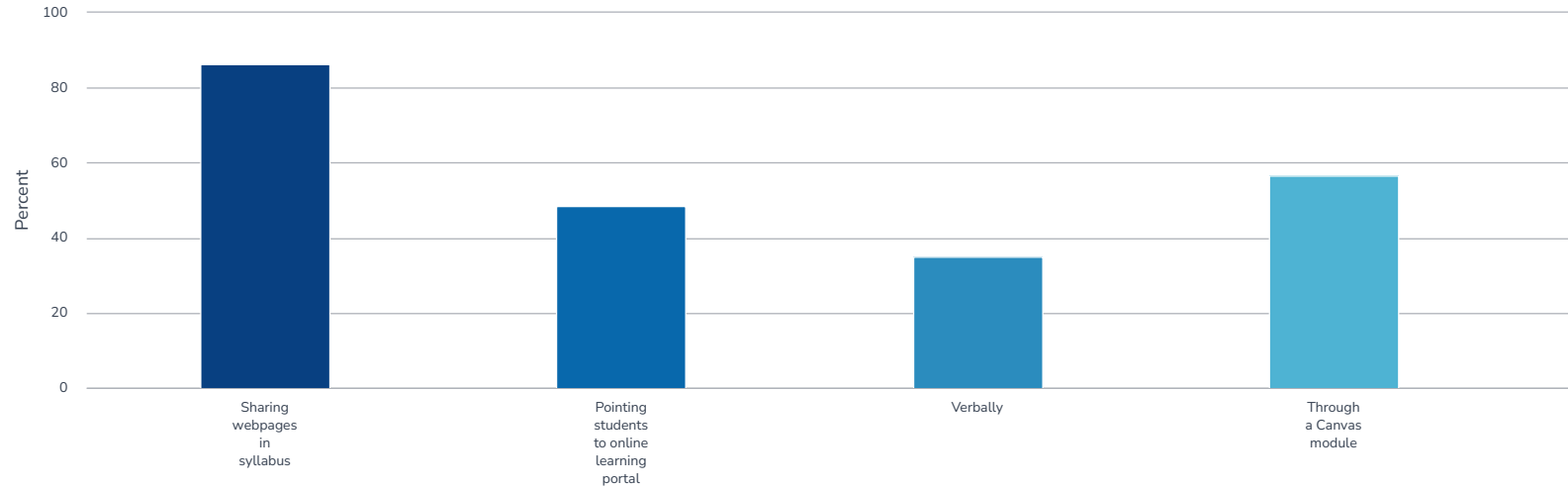
| Value | Percent | | Responses |
|---|---------|------------------------|-----------|
| I use multiple types of assessments (i.e., research projects, tests, quizzes, discussions, etc.). | 94.6% | <div><div></div></div> | 35 |
| The course assessments are aligned with the learning objectives for the course | 91.9% | <div><div></div></div> | 34 |
| I provide multiple assessments in the course | 86.5% | <div><div></div></div> | 32 |
| I provide a rubric/scoring guide for assessments to explain what "good work" looks like | 91.9% | <div><div></div></div> | 34 |
| I provide instructions on accessing feedback in the CMS | 59.5% | <div><div></div></div> | 22 |
| I provide guidance on how to apply feedback to improve learning and performance | 62.2% | <div><div></div></div> | 23 |
| There are regular opportunities for students to self-assess how they are doing in the course | 56.8% | <div><div></div></div> | 21 |

34. In your online courses, which support services do you connect students to (i.e., provide information in the syllabus, first week module or other location in the LMS)? Check all that apply



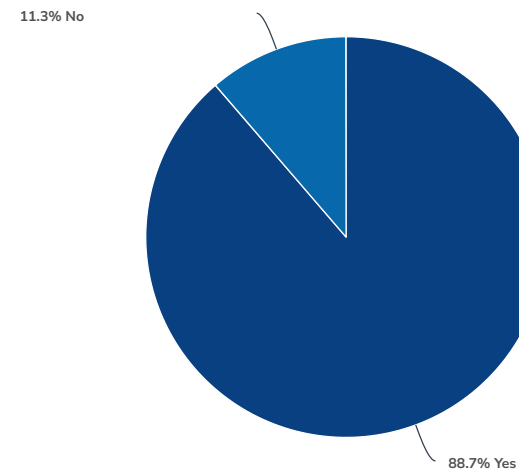
| Value | Percent | | Responses |
|--|---------|------------------------|-----------|
| Academic Counseling /Advising | 88.9% | <div><div></div></div> | 32 |
| Admission/registration services | 55.6% | <div><div></div></div> | 20 |
| Career services | 25.0% | <div><div></div></div> | 9 |
| Tutoring / Writing Center | 88.9% | <div><div></div></div> | 32 |
| Library Services | 88.9% | <div><div></div></div> | 32 |
| Financial Aid Services | 47.2% | <div><div></div></div> | 17 |
| Extended Opportunity Programs and Services (EOPS) | 27.8% | <div><div></div></div> | 10 |
| Disabled Student Programs and Services (DSPS) | 69.4% | <div><div></div></div> | 25 |
| California Work Opportunity and Responsibility to Kids (CalWORKS) | 16.7% | <div><div></div></div> | 6 |
| Foster Youth Success Initiatives | 16.7% | <div><div></div></div> | 6 |
| Veterans Services | 33.3% | <div><div></div></div> | 12 |
| Transfer Center/Transfer services | 38.9% | <div><div></div></div> | 14 |
| Student health services (including psychological/mental health services) | 55.6% | <div><div></div></div> | 20 |

35. How do you connect students to support services? (Check all that apply)



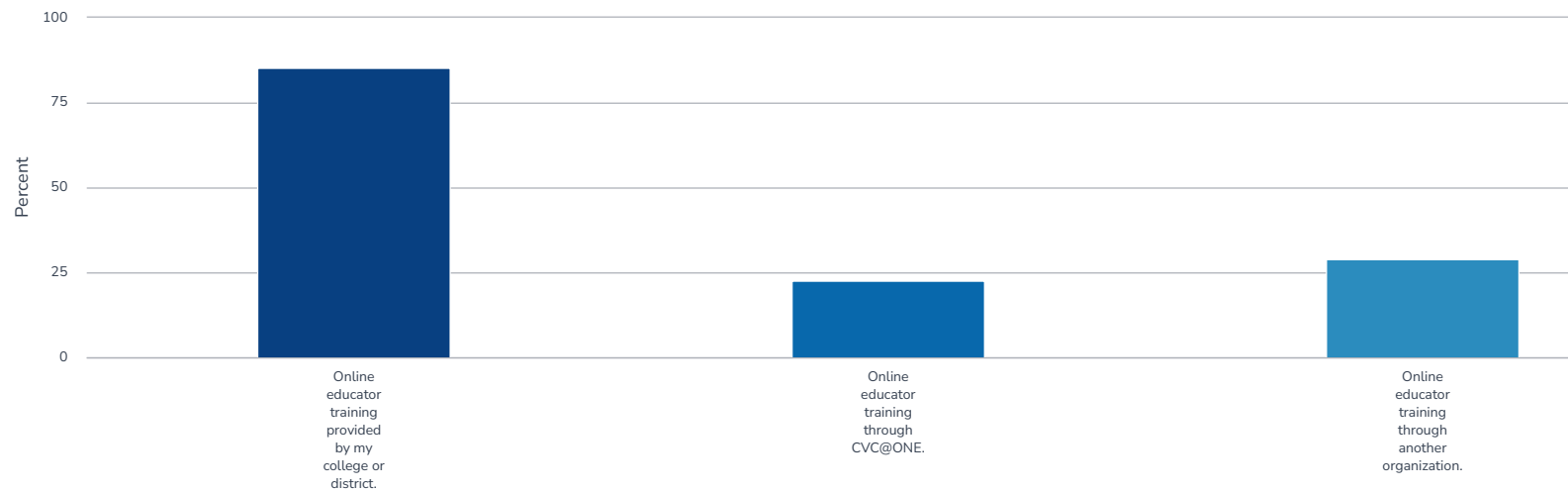
| Value | Percent | | Responses |
|---|---------|------------------------|-----------|
| Sharing webpages in syllabus | 86.5% | <div><div></div></div> | 32 |
| Pointing students to online learning portal | 48.6% | <div><div></div></div> | 18 |
| Verbally | 35.1% | <div><div></div></div> | 13 |
| Through a Canvas module | 56.8% | <div><div></div></div> | 21 |
| As needed one-to-one | 67.6% | <div><div></div></div> | 25 |
| <u>Other - Write In (click to view)</u> | 18.9% | <div><div></div></div> | 7 |

36. Have you participated in any training/professional development to support your online pedagogy?



| Value | Percent | | Responses |
|------------|---------|------------------------|-----------|
| Yes | 88.7% | <div><div></div></div> | 47 |
| No | 11.3% | <div><div></div></div> | 6 |
| Totals: 53 | | | |

37. What types of training/professional development have you participated in to support your online pedagogy? Check all that apply.



| Value | Percent | | Responses |
|--|---------|------------------------|-----------|
| Online educator training provided by my college or district. | 85.4% | <div><div></div></div> | 41 |
| Online educator training through CVC@ONE. | 22.9% | <div><div></div></div> | 11 |
| Online educator training through another organization. | 29.2% | <div><div></div></div> | 14 |
| <u>Other - Write In (click to view).</u> | 8.3% | <div><div></div></div> | 4 |

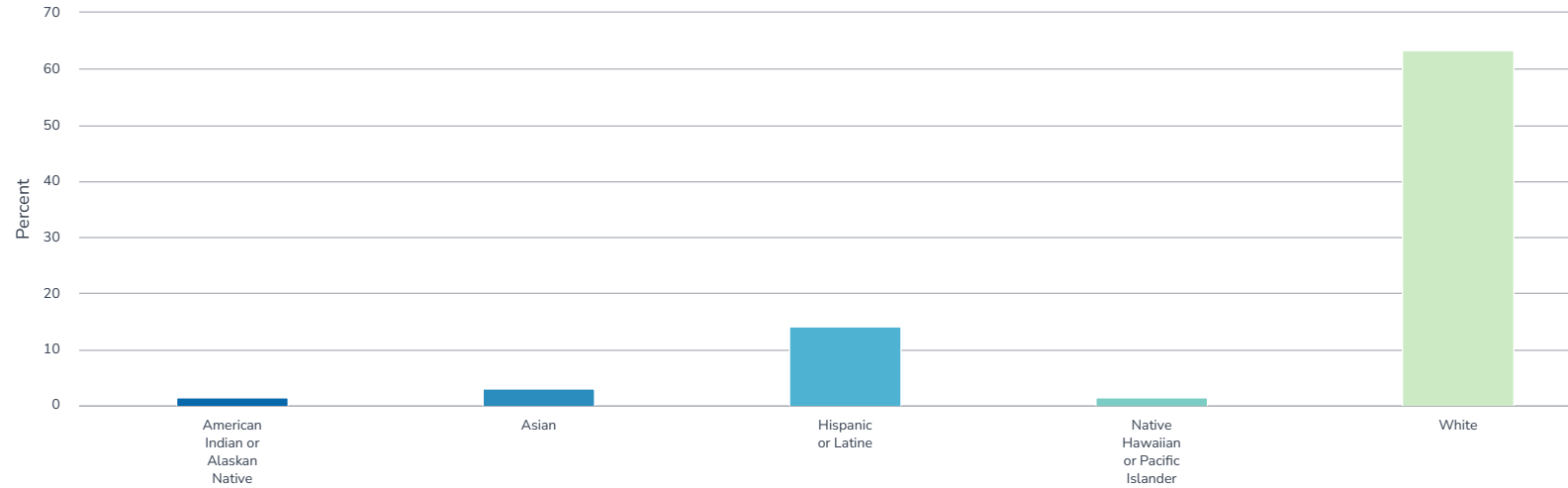
38. What additional professional development topics would you like to be available to support your teaching in an online environment?

[Show Responses](#)

39. What recommendations would you have for improving online education for CCC students? Note: this may be in the classroom, at the college, and/or at the state level.

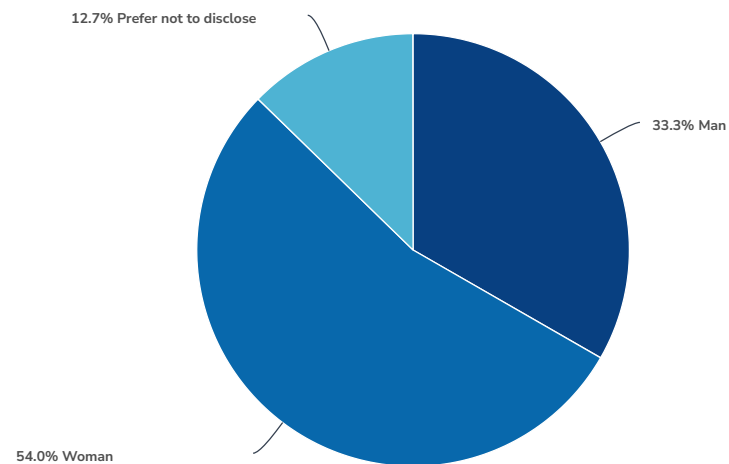
[Show Responses](#)

40. Please mark the race/ethnicity with which you identify. (Mark all that apply) In each option there is a textbox where you can provide more detail on your background.



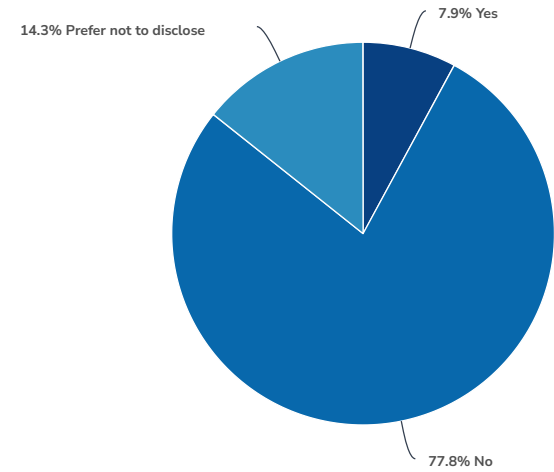
| Value | Percent | | Responses |
|---|---------|------------------------|-----------|
| American Indian or Alaskan Native (click to view) | 1.6% | <div><div></div></div> | 1 |
| Asian (click to view) | 3.2% | <div><div></div></div> | 2 |
| Hispanic or Latine (click to view) | 14.3% | <div><div></div></div> | 9 |
| Native Hawaiian or Pacific Islander (click to view) | 1.6% | <div><div></div></div> | 1 |
| White (click to view) | 63.5% | <div><div></div></div> | 40 |
| Not listed (please specify) (click to view) | 3.2% | <div><div></div></div> | 2 |
| Prefer not to disclose | 19.0% | <div><div></div></div> | 12 |

41. What best describes your gender identity?



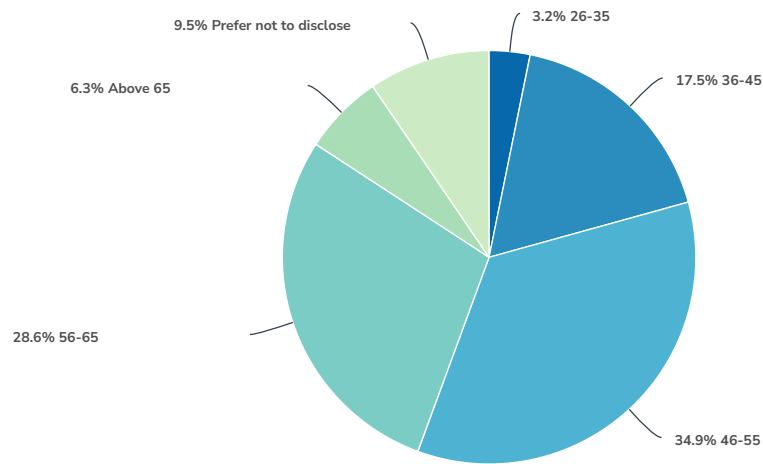
| Value | Percent | | Responses |
|------------------------|---------|------------------------|------------|
| Man | 33.3% | <div><div></div></div> | 21 |
| Woman | 54.0% | <div><div></div></div> | 34 |
| Prefer not to disclose | 12.7% | <div><div></div></div> | 8 |
| | | | Totals: 63 |

42. Do you have any disabilities (either physical or cognitive)?



| Value | Percent | | Responses |
|------------------------|---------|------------------------|------------|
| Yes | 7.9% | <div><div></div></div> | 5 |
| No | 77.8% | <div><div></div></div> | 49 |
| Prefer not to disclose | 14.3% | <div><div></div></div> | 9 |
| | | | Totals: 63 |

43. Please tell us your age.



| Value | Percent | | Responses |
|------------------------|---------|-------------|------------|
| 26-35 | 3.2% | <div></div> | 2 |
| 36-45 | 17.5% | <div></div> | 11 |
| 46-55 | 34.9% | <div></div> | 22 |
| 56-65 | 28.6% | <div></div> | 18 |
| Above 65 | 6.3% | <div></div> | 4 |
| Prefer not to disclose | 9.5% | <div></div> | 6 |
| | | | Totals: 63 |