



DATA SIZZLE

DATA IS THE NEW BACON!

INSTITUTIONAL EFFECTIVENESS NEWSLETTER



What's inside this issue:

ETHNICITY
BACKGROUND

ETHNICITY
DEFINITION

ETHNICITY DATA
COMPARISON

TABLEAU
DASHBOARD
UPDATE



ETHNICITY BACKGROUND

Historically students have been asked two questions on the CCCApply application to determine their race/ethnicity.

The first question, 'Are you Hispanic/Latinx?', has a yes/no answer. Students can only choose one answer.

The second question, 'What is your race?', has multiple possible answers that include broad racial categories such as 'African American, Asian, American Indian' and also detailed racial sub-categories such as 'Japanese, Chinese, Sioux'. Students can choose one or multiple race categories.

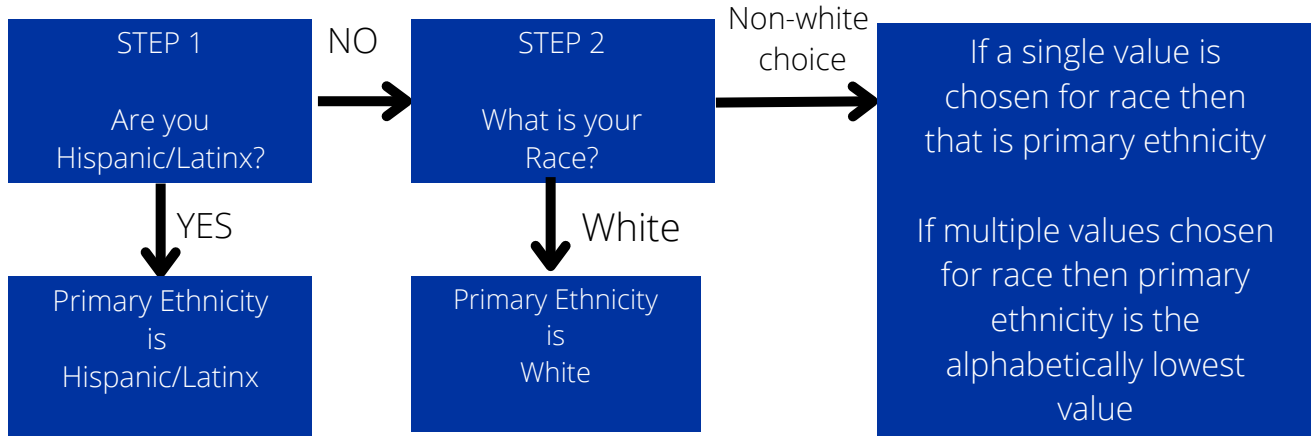
Banner (the ERP system used at AHC) has built in functions to determine 'primary' ethnicity and this has been used as default for all data reporting from summer 2010 (Banner implementation) through the end of fall 2021.

Beginning in spring 2022 the IE office will begin the transition of updating our dashboards and reports away from this 'old' method of determining ethnicity to a 'new' method that aligns with the current IPEDS methodology used in federal reporting.

ETHNICITY DEFINITION

The first flowchart below shows the steps used by Banner to determine the historical primary ethnicity for a student. This has been in use since the implementation of Banner.

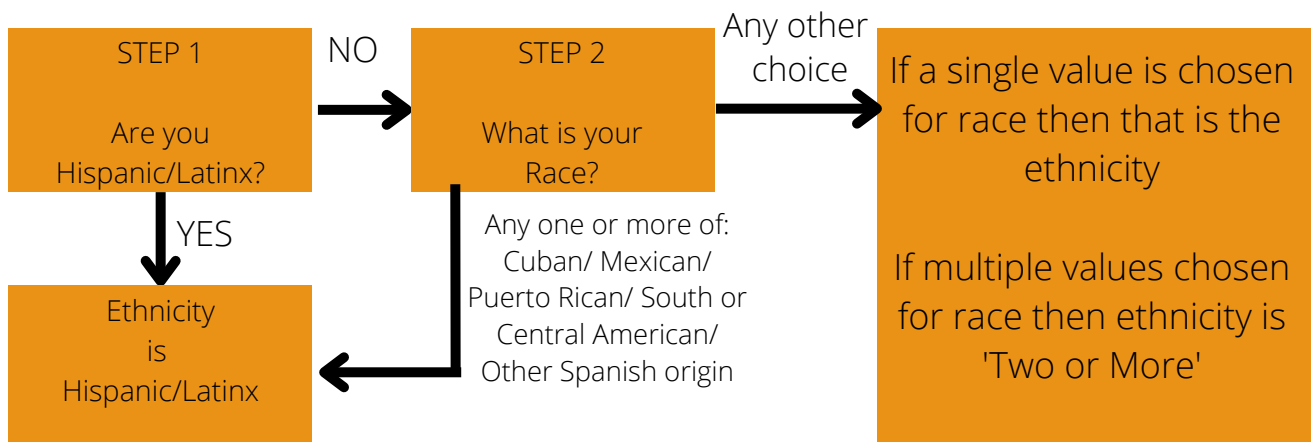
BANNER METHOD



Throughout the years this historical method incorrectly categorized more and more students as white due to them answering 'no' in step 1 but choosing multiple races in step 2 with one of these multiple races being 'white'.

The IPEDS methodology in the next flowchart takes this into account and does a better job or correctly categorizing students based on their ethnicity and race choices.

IPEDS METHOD



Though the two methods are similar the difference in step 2 has a significant impact on AHC data. Continue reading to see data comparisons and what the new IPEDS method means for IE data moving forward.

ETHNICITY METHOD DATA COMPARISON

HEADCOUNT DATA FROM FALL 2021

The table below shows headcount for the old and new ethnicity method. For almost every group the IPEDS method is smaller. The percentage decrease for all non Hispanic/Latinx groups is typically between 20-40 percent with Native American as the outlier at 70 percent. White students had the largest actual decrease of 1,970 students and the second largest percentage decrease of 40 percent.

Following the flowchart for the IPEDS method it is no surprise the group that increases is Hispanic/Latinx. As seen in the table below this group increases by about 1/3.

Headcount	Asian	Black	Filipino	Native Am	Pac Isl	Two or More	White	Hispanic / Latinx
Old Method	202	318	311	230	95	0	4828	6007
IPEDS Method	160	256	232	70	63	333	2858	8052
% change	-21%	-19%	-25%	-70%	-33%		-40%	34%

The percentage of all students enrolled at AHC by ethnicity is shown in the table below. Using the old ethnicity method the data shows just under half of all AHC students were Hispanic/Latinx. However, the new IPEDS method shows about 2/3 of all AHC students were Hispanic/Latinx.

Headcount	Old Method % of Total	IPEDS Method % of Total
Hispanic/Latinx	49%	65%
White	39%	23%
All Other Ethnicity	12%	11%

With these comparisons in mind the IPEDS method more accurately reflects the population distribution of northern Santa Barbara County AHC serves. Being able to accurately categorize students has wide ranging ramification from external grants/services to data driven decision making by college leaders and constituents.

The IE office will undergo the long process of updating our dashboards and reports with the new IPEDS methodology and the goal of having all data updated by the end of 2022.

TABLEAU DASHBOARD UPDATE - IE DATA

Trustee Data, Guided Pathways Data, and Student Equity Data have all been updated with the IPEDS method of ethnicity.



In late April 2022 the Chancellor's Office released data related to Student Equity Metrics.

STUDENT EQUITY

View AHC student equity data based on the Chancellor's Office (CCCCO) MIS data or based on internal AHC data.

[CCCCO Student Equity](#)

IE has a new dashboard of this data for easy viewing and comparisons.



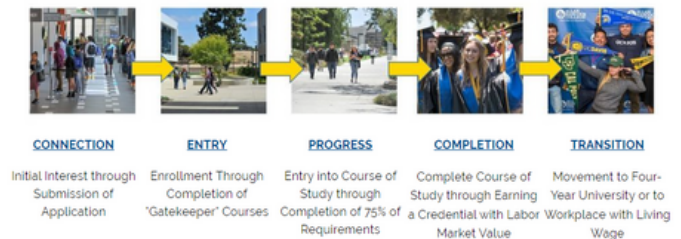
GUIDED PATHWAYS

Data relevant to support guided pathways.

[DATA DASHBOARDS](#)

To use the Guided Pathways dashboards click on the student journey phase.

Student Journey



All Guided Pathways dashboards are now available!!

QUICK BITES

Priority Registration for the 2022 fall and summer terms began on 4/25/22.

Fall 2022 had 3,543 students who were eligible for day 1 or day 2 priority registration and about 21% (732) actually took advantage of this benefit.