



CCCApply APPLICATION FOR ADMISSION

First Time Student

**[https://www.hancockcollege.edu/apply/
cccapply.php](https://www.hancockcollege.edu/apply/cccapply.php)**

APPLICATION CHECKLIST



Please have these items before applying.

[Click HERE for the full checklist.](#)

1. Valid Email Address
2. Parent Military Information (if applicable)
3. Citizenship/Residency Information:

U.S. Citizens: Your FULL Social Security Number

Permanent Residents: Alien Registration Number and the Issue Date/Expiration Date

Dreamer/Undocumented Students:

Social Security Number (SSN), Taxpayer Identification Number (ITIN), or Submit without a SSN or ITIN

Refugee/Asylee/Temporary Resident/Amnesty: Alien Registration Number and Issue Date/Expiration Date

Student Visa: Visa Type and Issue Date/Expiration Date

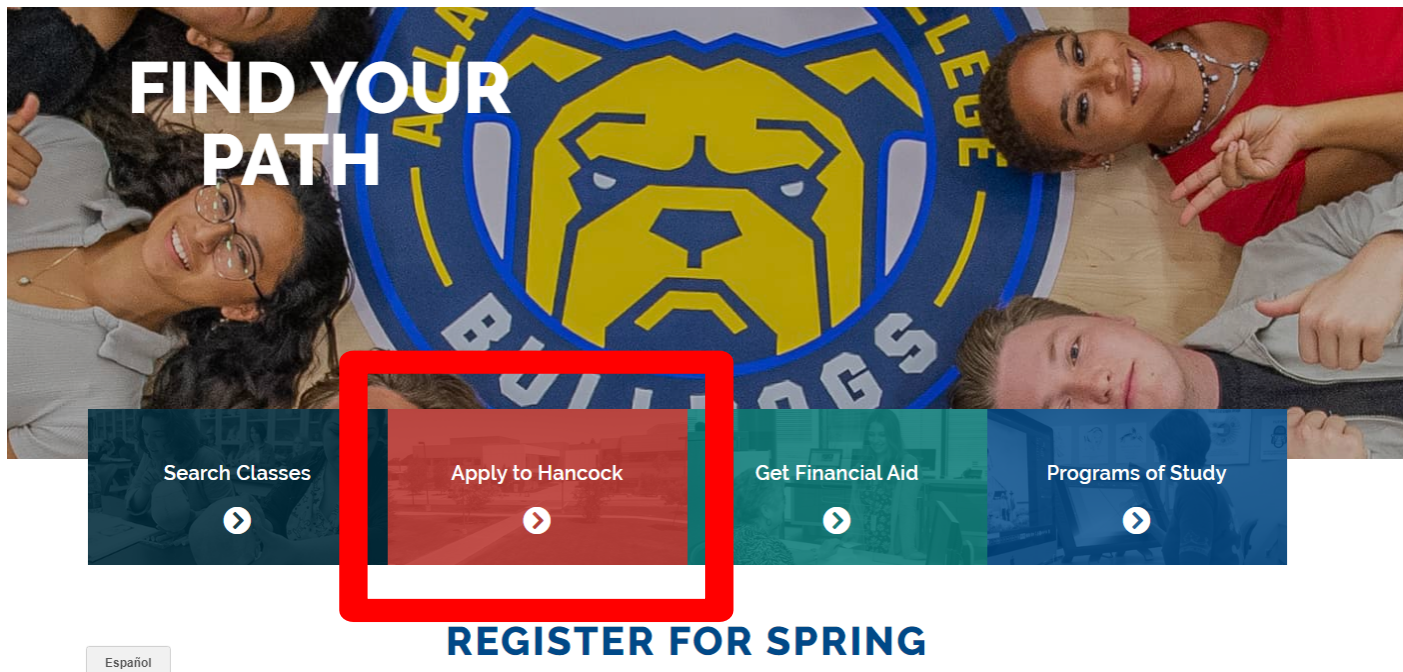
Note: International students must complete the international student admission process:

<https://www.hancockcollege.edu/admissions/international.php>

AHC WEBSITE



1. Go to **HANCOCKCOLLEGE.EDU**
2. Click on **Apply to Hancock**



- If this is the first time you are applying to a California Community College, click on **“Create an Account”**

Application for Admission to College

Before applying to college you must first have an OpenCCC account.

The OpenCCC single sign-in account allows you to access the online services of the California Community Colleges.

OpenCCC is a service of the California Community Colleges Chancellor's Office. The information in your account is kept private and secure.

[Create an Account](#)

or

Sign In

- If you have already created an account click on **“Sign In”**

OPENCCC ACCOUNT



Forgot your Account Information?

If you have previously created an OpenCCC account and forgot your username or password, click on **“Recover Account”** for recovery options.

A screenshot of the "Sign In" form. The title "Sign In" is in large blue font. Below it is a sub-header: "To continue to your California Community Colleges student account, please sign in or create a new account." There is a text input field labeled "Email or mobile phone" with a red asterisk and "Required field" above it. Below the field is a blue "Next" button. At the bottom of the form are two links: "Create an Account" and "Recover Account". The "Recover Account" link is highlighted with a red rectangular box. A red arrow points from this box towards the "Recover Account" form on the right.

Recover Account

Tell us more about you so we can find your Account.

A screenshot of the "Recover Account" form. It starts with a sub-header: "Tell us more about you so we can find your Account." followed by a red asterisk and "Required field". The form contains two required fields: "Date of birth" with a text input field containing "mm/dd/yyyy" and a calendar icon, and "Last name" with a text input field. At the bottom is a blue "Next" button.

OPENCCC ACCOUNT



Follow up question will be asked in order to recover account.

Username

Next

Address City

Next

First Name

Next

Phone Number

Next

Contact CCCApply Technical Support if you are unable to recover your account

Welcome to CCCHelp.info

You can also call or email us directly for help

Phone: (877) 247-4836 or Email: support@openccc.net

TTY Phone Number (for the Hearing Impaired Only): (877) 836-9332

Create your OpenCCC Account

You need a valid email address before applying; to prevent a delay in your application please use a commonly known email service provider such as the ones listed below.

Create Your OpenCCC Account

OpenCCC allows you to access California Community Colleges secure web applications.

You Must Have an Email Address

The California Community Colleges and OpenCCC will use email to send you important information. You will need to provide an email address when you create your account.

Free email accounts are available from many sources:

- [Google Gmail](#)
- [Yahoo Email](#)
- [Microsoft Outlook](#)
- [Other Providers](#)

Create your OpenCCC Account

PRO TIP: Students should not use their high school emails since they lose access to these emails once they graduate.

Once you have your email, click **“Email My Verification Code”**

Create Your Account

Enter your email address to begin creating your California Community Colleges student account. You will receive a code via email to verify your identity and keep your account secure.

Email

[Use mobile phone instead](#)

Email My Verification Code

[Back to Sign In](#)

OPENCCC ACCOUNT



Please enter your Contact Information in the following fields.

* Required field

Email Address *

Confirm Email Address *

Primary Phone Number

For international numbers insert + before country code

Phone Type

I agree to the [Terms of Use](#) and to receive emails at any email address I have provided or may provide in the future, from any entity associated with my application process, including but not limited to my designated schools and programs.

Are you currently homeless? *

 Yes No

Please agree to the Terms of Use and fill all required fields in Step 1 to continue to the next step.

Next >

If you are homeless, we encourage you to reach out to our basic needs department

OPENCCC ACCOUNT



Step 2 Personal Information

* Required field

Legal First Name

Legal Middle Name

Legal Last Name *

Suffix

Preferred Name

Date of Birth * 

Confirm Date of Birth *

Input your information in the following slots



Create your account password with the following requirements

Step 3 Credentials

Password must:

- not contain your name
- be at least 8 characters in length
- contain at least one uppercase letter
- contain at least one lowercase letter
- contain at least one number
- contain at least one of the following special characters (!, @, #, \$, %, ^, & or *)

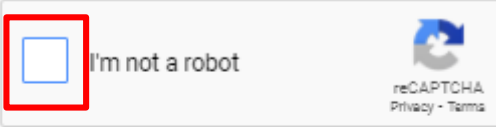
Password

Confirm Password

Create Account

OPENCCC ACCOUNT

Before clicking **Create My Account**, make sure to click the security checkbox labeled “I’m not a robot”, select the appropriate boxes, then, click “Verify”.




I'm not a robot

reCAPTCHA
Privacy - Terms

Create My Account or [Cancel](#)

You may also be prompted to perform an additional security challenge to submit the form.



Select all images with a
bus
Click verify once there are none left.

VERIFY

Once you complete the security challenge, click **“Create My Account”**

ACCOUNT INFORMATION



Once your account is created you will see this screen.

NOTE: You have not yet submitted an application for admission. Your CCCID is not your AHC Student ID Number



START YOUR APPLICATION



Click on **“Start New Application”** to begin your application for admission.



My Applications

Start a New Application

ENROLLMENT INFORMATION



The screenshot shows a web application interface for enrollment information. On the left is a vertical navigation menu with the following items: Enrollment (highlighted in blue with a white circle containing the number 1), Profile, Education, Citizenship/Military, Residency, Needs & Interests, Demographic Information, Supplemental Questions, and Submission. The main content area is titled "Enrollment Information" and contains four dropdown menus, each with a help icon (a circle containing a question mark):
1. "Term Applying For" with the selected value "Fall 2022 (August 20, 2022 to December 16, 2022)".
2. "Educational Goal" with the selected value "-- Select --".
3. "Major Category" with the selected value "-- Select --".
4. "Intended Major or Program of Study" with the selected value "-- Select --".
At the bottom of the form are two blue buttons: "Save" and "Continue" with a right-pointing chevron.

1. Select the **Term** that you are applying for.
2. Select your own personal **Educational Goal**
3. Select your own **Major Category**
4. Select your **Intended Major**
5. Click on **“Continue”** to move onto the next page. Each page auto-saves as you continue.

Continue

Pro Tip: You can always change your major later!

Previous Name

Do you have a **previous legal name** that was used on legal documents or education transcripts?

Yes No

Click this option if you have a SSN or ITIN and then enter it.

Social Security Number

The Social Security Number (SSN) or Taxpayer Identification Number (TIN/ITIN) is used by the college as a means of matching student records, facilitating federal financial aid, and reporting tax-related information to the Internal Revenue System (IRS). However, it is not required for admission.

[Why am I being asked for my social security number?](#)

Do you have a social security number or taxpayer identification number?

- Yes, I have a social security number or taxpayer identification number.
- No, I do not have a social security number or taxpayer identification number, or I decline to provide one at this time.

Check this box if you are a student enrolled exclusively in noncredit courses, an undocumented student, an international student, a nonresident alien, or another exception and do not have a social security number or taxpayer identification number.

Verify that your current mailing address is correct.

Current Mailing Address

My mailing address is the same as the Permanent Address in my OpenCCC Account above [?](#)

My current mailing address is **outside the United States** [?](#)

Street Address [?](#)

Include apartment number or suite

City [?](#)

State [?](#)

Zip Code [?](#)

Make sure to answer these questions as of the date that appears

Education

College Enrollment Status

As of August 19, 2022, I will have the following college enrollment status: ⓘ

- ✓ -- Select enrollment status --
- First-time student in college (after leaving high school)
- First time at this college; have attended another college
- Returning student to this college after absent for a main term
- Enrolling in adult school and authorized to enroll in college at the same time

First-time college students after leaving high school, select **“First-time student in college (after leaving high school)”**

High School Education

High school education level as of August 19, 2022 ⓘ

Received high school diploma from U.S. school

High school completion date ⓘ

Month: -- Select -- Day: -- Select -- Year: []

Did you receive your diploma, GED, or certificate in California? ⓘ

Yes No

Have you attended high school in California for three or more years? ⓘ

Yes No

Last School Attended ⓘ

I attended high school.

Country ⓘ

United States of America (the)

State ⓘ

-- Select a State --


Enter the name or city of the last school or homeschool you attended. Then make a selection from the list. ⓘ

[]

[Change](#)

Select a State and begin typing in the name of the last school that you attended.

Select the highest-grade level you completed in high school.



High School Transcript Information

College staff use this information to provide guidance. Your responses will not affect your admission to college.

What was the highest grade you completed in high school?

Refer to your high school transcript for information.

In-progress grades, or grade estimates cannot be included here.



What was your [unweighted high school GPA](#) (grade point average)? Please enter a value between 0.00 and 4.00. ⓘ

If you are still in high school, enter your [cumulative unweighted GPA](#) as of the end of 11th grade.

What was the highest English course you completed in high school? You may have passed or not passed the course, but you remained enrolled until the end.

What was the highest [math course](#) you completed in high school? You may have passed or not passed the course, but you remained enrolled until the end.

Citizenship/Military

Citizenship & Immigration

Citizenship & Immigration Status ⓘ

-- Select Status --

-- Select Status --

U.S. Citizen

Permanent Resident

Temporary Resident / Amnesty

Refugee / Asylee

Student Visa (F-1 or M-1)

Other

This information will be used for admissions and state reporting purposes. Your responses will be kept private and secure, and will not be used for discriminatory purposes.

Permanent Resident

Temporary/Resident/Amnesty

Refugee/Asylee

Visa Holder

Please have the following information ready:

- Alien Registration Number or Visa Type
- Issue Date & Expiration Date

*Undocumented students, refer to the undocumented students page

Undocumented Students

This information will be used for admissions and state reporting purposes. Your responses will be kept private and secure, and will not be used for discriminatory purposes.

Undocumented Students

- Select “Other,” then check box for “No documents”

Citizenship/Military

Citizenship & Immigration

Citizenship & Immigration Status ⓘ

-- Select Status --

-- Select Status --

U.S. Citizen

Permanent Resident

Temporary Resident / Amnesty

Refugee / Asylee

Student Visa (F-1 or M-1)

Other

U.S. Military/Dependent of Military

U.S. Military status as of August 19, 2022 ⓘ

✓ -- Select Status --

None apply to me

I am currently serving on active duty

My parent/guardian/spouse is currently serving on active duty

I served in the U.S. military (veteran)

My parent/guardian/spouse served in the U.S. military (veteran)

I am a member of the Active Reserve

My parent/guardian/spouse is a member of the Active Reserve

I am a member of the National Guard

My parent/guardian/spouse is a member of the National Guard

Are you a Veteran or Child of a Veteran, Active Duty, Etc.? Please have the following information ready:

- Military member's State of Legal Residence
- Military member's Home of Record
- Date of Discharge (if applicable)
- Type of Discharge (if applicable)

Pro-Tip: Check out the Veteran Success Center for information!

<https://www.hancockcollege.edu/veterans/index.php?locale=en>

Residency

Make sure to answer
these questions as of the
date that appears

California Residence

Have you lived in California continuously since August 19, 2020? ⓘ

Yes No

California Residence

Have you lived in California continuously since August 19, 2020? ⓘ

Yes No

If NO, when did your CURRENT stay in California begin? ⓘ

Month

Day

Year

-- Select --

-- Select --

Check this box if you have not yet arrived in California, or if you do not plan to relocate to California.

If you have not been in a court
ordered foster care, select “no”

Special Residency Categories

Have you ever been in [court-ordered foster care](#)? ⓘ

Yes No

NEEDS & INTERESTS



Answer these questions as they pertain to you.

The main language may default to “yes”; select the appropriate answer.

Main Language

Are you comfortable reading and writing English?

Yes No

Financial Assistance

Are you interested in receiving information about money for college?

Yes No

Are you receiving TANF/CalWORKs, SSI, or General Assistance?

Yes No

Athletic Interest

Are you interested in participating in a sport while attending college? ⓘ

(Your response does not obligate you in any way. To be eligible to participate on an intercollegiate team, you must be enrolled in at least 12 units.)

Yes, I am interested in one or more sports, including the possibility of playing on an [intercollegiate team](#).

Yes, I am interested in [intramural or club sports](#), but not in playing on an intercollegiate team.

No, I am not interested in participating in a sport (beyond taking P.E. classes).

If you have an IEP or 504 in high school, you can select “DSPS” to receive information.

Programs & Services

Check the programs and services in which you are interested. (Not all college campuses offer every program and service listed.)

- Academic counseling/advising
- Basic skills (reading, writing, math)
- CalWorks
- Career planning
- Child care
- Counseling - personal
- DSPS - Disabled Student Programs and Services
- EOPS - Extended Opportunity Programs and Services
- ESL - English as a Second Language
- Health services
- Housing information
- Employment assistance
- Online classes
- Re-entry program (after 5 years out)
- Scholarship information
- Student government
- Testing, assessment, orientation
- Transfer information
- Tutoring services
- Veterans services

DEMOGRAPHIC INFORMATION



Your responses will be kept private and secure, and will not be used for discriminatory purposes.

Not Required.

Students under 18 years old:
Will be asked their gender.

Students 18 years old and above:
Will be asked Gender and Sexual Orientation

Select the option you best identify with, or you can select "Decline to State."

Demographic Information

Gender/Transgender

This information will be used for state and federal reporting purposes. It is optional and voluntary and will not be used for a discriminatory purpose. "Gender" in this context, means a person's sex, or a person's [gender identity](#) and [gender expression](#).

Gender ⓘ

-- Select Gender --

Do you consider yourself [transgender?](#) ⓘ

-- Select Transgender Response --

Sexual Orientation

By California law, the California Community Colleges collect voluntary demographic information regarding the sexual orientation, gender identity, and gender expression of students.

- This information is used for summary demographic reporting and will not be used for a discriminatory purpose.
- Your responses are kept private and secure.
- Providing this information is optional.

Please indicate your [sexual orientation](#) ⓘ

-- Select Sexual Orientation --

DEMOGRAPHIC INFORMATION



Parent/Guardian Educational Levels

Regardless of your age, please indicate the education levels of the [parents and/or guardians who raised you](#).

Parent or Guardian 1 ⓘ

-- Select Education Level --

Parent or Guardian 2 ⓘ

-- Select Education Level --

Required.

Click on the blue words for more information:

For the two parents, other family members, and/or guardians who, in your belief, played the largest roles in raising you, please indicate the highest level of education that you believe each attained.

If you do not know a parent's or guardian's highest education level, please select "Unknown".

If you were raised by just one parent or guardian, select "No second parent or guardian raised me" for the second question.

If you were not raised by parent(s) or guardian(s), select "No parent or guardian raised me" for the first question, and select "No second parent or guardian raised me" for the second question.

DEMOGRAPHIC INFORMATION



Race/Ethnicity

Per U.S. Department of Education guidelines, colleges are required to collect this racial and ethnic data.

Check the box below if you identify as Hispanic or Latino. If you indicate that you are Hispanic or Latino, you will have the option to select more specific ancestry groups.

Are you Hispanic or Latino?

Yes No

Check all of the ethnicity, nation, and ancestry groups that you identify with. When you select a major ethnicity group, you will have the option to select more specific ancestry groups. Select all that apply.

- Asian
- American Indian or Alaska Native
- Black or African American
- Native Hawaiian or Other Pacific Islander
- Middle Eastern or North African
- White

Save

Continue

Not Required.

Your responses will be kept private and secure, and will not be used for discriminatory purposes.

SUPPLEMENTAL QUESTIONS



Answer these questions as they pertain to you.

Supplemental Questions

This information will be used to connect you with campus resources and support.

Are you formerly incarcerated (jail, prison)?

Yes No

Are you interested in being considered for Federal Work Study (FWS) which is working as a student worker on campus for up to 20 hours per week while you are attending AHC?

Yes No

Save

Continue



SUBMISSION



Click “Review My Application” to review your information BEFORE submitting.

***PLEASE NOTE: NO CHANGES can be made to your application once it is submitted.**

Read the “Request for Consent to Release Information” carefully. For more information click in the “?”

Select “I consent” or “I do not consent”.

Submission

Review Your Responses

[Save as PDF](#)

We recommend that you review your responses to ensure you've provided complete and accurate information.

[Review My Application](#)

Request for Consent to Release Information

I authorize the Chancellor's Office, California Community Colleges, and the community colleges I am attending to release necessary personal information contained in my education records, including my Social Security number, for the purposes described below. To learn more about how your personal information is stored and used, see the [Privacy Policy](#) ⓘ

- To federal or state agencies to evaluate jointly administered programs or to comply with reporting requirements;
- To data matching services to measure student success in transferring to four-year colleges or universities;
- To colleges, universities, or government agencies to promote outreach to students and to enhance transfer;
- To the California Student Aid Commission to facilitate the award of financial aid; and
- To organizations or agencies assisting the Chancellor's Office or the community colleges you attend with research and analysis.

- I consent
 I do not consent

SUBMISSION



Read the statements thoroughly and click the checkboxes to electronically sign the application.

Click the **“Submit My Application”** button. Note, once you click this button, you cannot edit your application.

Submit Your Application

You are about to submit your application to Cosumnes River College. NO CHANGES can be made to your application once it is submitted.

California state law* allows you to submit your application and residency information online with an electronic signature verification. Your completion of this page will provide the necessary verification for electronic submission. The security and privacy of the information in your submitted application are protected as described in the CCCApply Privacy Policy.

* Section 54300 of subchapter 4.5 of chapter 5 of division 6 of title 5 of the California Code of Regulations.

By Checking here, I, Student Clark, declare that: ⓘ

- All of the information in this application pertains to me.
- Under penalty of perjury, the statements and information submitted in this online admission application are true and correct.
- I understand that falsification, withholding pertinent data, or failure to report changes in residency may result in District action.
- I understand that all materials and information submitted by me for purposes of admission become the property of Cosumnes River College.

By Checking here, I, Student Clark, acknowledge understanding that: ⓘ

- Federal and state financial aid programs are available and may include aid in the form of grants, work study, and/or any available student loans. I am aware that I may apply for assistance for up to the total cost of my education including enrollment fees, books & supplies, transportation, and room and board expense.
- I may apply for financial assistance if I am enrolled in an eligible program of study (certificate, associate degree, or transfer), and may receive aid if qualified, regardless of whether I am enrolled full-time or part-time.
- Financial aid program information and application assistance are available in the financial aid office at the college. The application is also available on-line.

Note: CCCApply will provide links to financial aid information and applications after you submit this application. You can also find financial aid information at www.icanaffordcollege.com, and on most college websites.

Submit My Application

WHAT TO EXPECT



Right Away

- You will see a Confirmation page (with a Confirmation Number) confirming your application for admission has been submitted. Make sure to write this down and save it in a safe place.
- You will receive an email from OpenCCC confirming your OpenCCC account has been created
- You will receive an email from Allan Hancock College stating that your application has been received
- If you have submitted your application with a social security number, you will receive an email with your student ID, or "W ID" number within 24-48 hours. Please save this number for your records
- If you submitted the application WITHOUT an SSN or ITIN, you will receive an email with a link and information on how to process your application to receive your myHancock ID Number.
 - That link can also be found [HERE](#).
- If you submitted your Application without a SSN but you have one and would like to edit your account, please contact the AHC Admissions & Records office.
<https://www.hancockcollege.edu/admissions/index.php>