



INFORMATION ITEM

To: Board of Trustees	Date: April 19, 2022
From: Superintendent/President	
Subject: A Monthly Report on the Year-to-Date Financial Data for Various Funds	Item Number: 15.Q.
Institutional Goal: Accreditation Standard III	Enclosures: Page 1 of 22

BACKGROUND

Attached are copies of financial statements for the following funds:

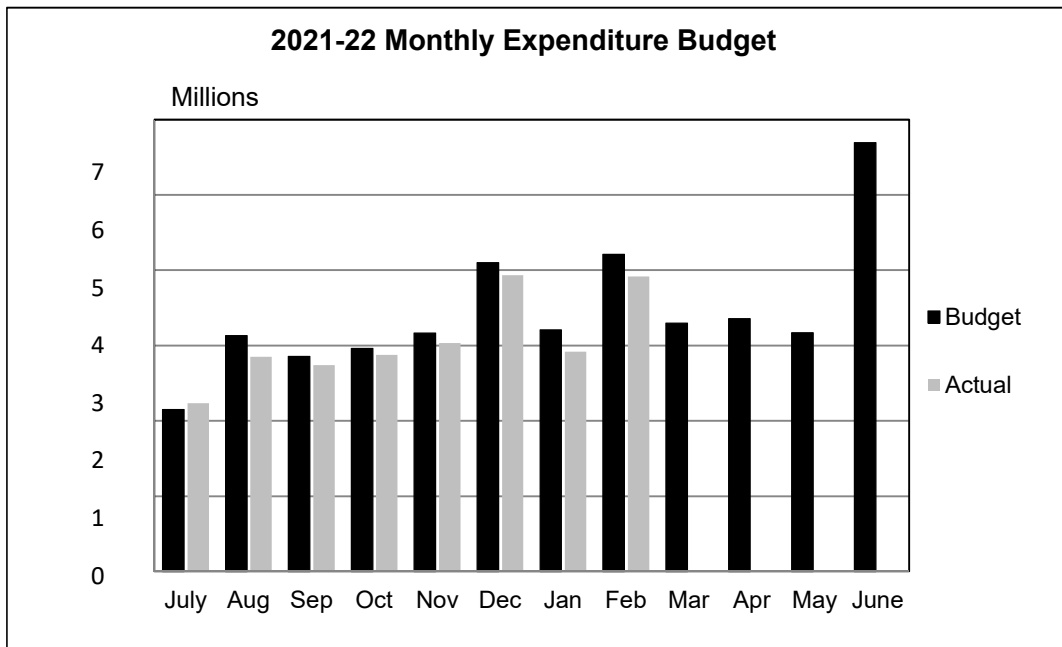
- General Fund - Unrestricted
- General Fund - Restricted
- Child Development Fund
- PCPA Fund
- Capital Outlay Projects Fund
- General Obligation Bond Building Fund
- Dental Self-Insurance Fund
- Property and Liability Self-Insurance Fund
- Post-Employment Benefits Fund
- Other Post-Employment Benefits (OPEB) Trust Summary
- Associated Students Trust Fund
- Student Representation Fee Trust Fund
- Student Body Center Fee Trust Fund
- Student Financial Aid Trust Fund
- Scholarship and Loan Trust Fund
- District Trust Fund
- Student Clubs Agency Fund
- Foundation Agency Fund
- AHC Viticulture & Enology Foundation Agency Fund

The statements reflect year-to-date budgets and financial data.

Administrator Initiating Item: Eric D. Smith	Final Disposition:
---	--------------------

GENERAL FUND UNRESTRICTED EXPENDITURE BUDGET

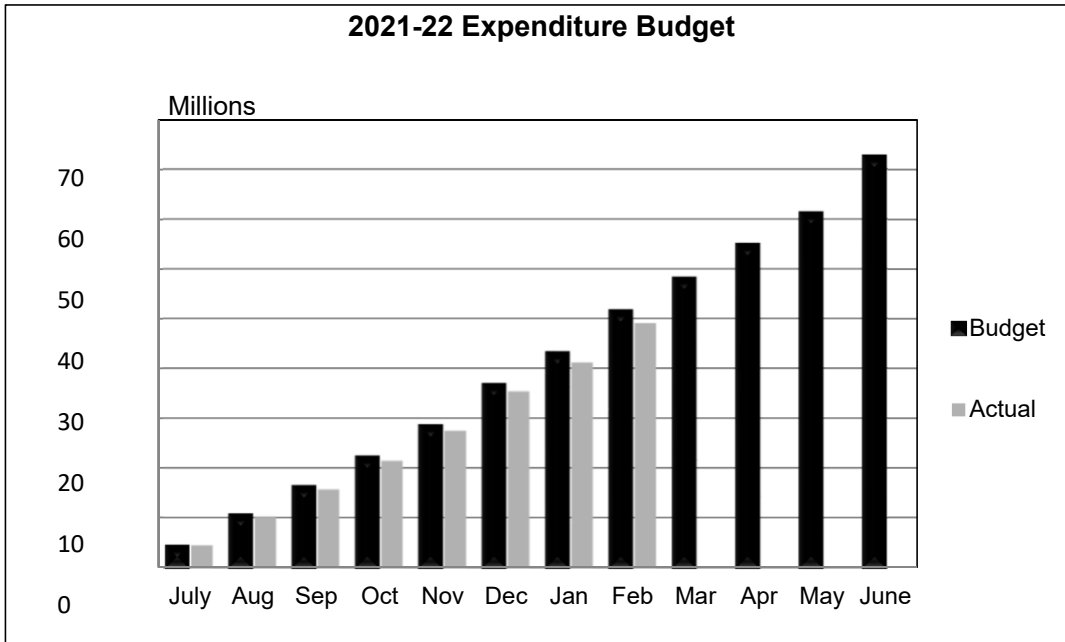
	February Budget	February Expenditures	Percentage Variance
Academic Salaries	2,355,867	2,272,667	96.47%
Classified Salaries	1,485,359	1,372,452	92.40%
Employee Benefits	1,138,782	1,036,327	91.00%
Supplies and Materials	86,177	62,662	72.71%
Other Operating Expenses	653,729	643,637	98.46%
Capital Outlay	206,188	46,464	22.53%
Other Outgo/Transfers	<u>2,491,049</u>	<u>2,402,605</u>	96.45%
	8,417,151	7,836,814	93.11%



GENERAL FUND UNRESTRICTED EXPENDITURE BUDGET

Year to Date Expenditures

	July-February Budget	July-February Year to Date	Percentage Variance
Academic Salaries	17,463,197	17,230,313	98.67%
Classified Salaries	12,043,305	11,702,367	97.17%
Employee Benefits	8,428,297	8,114,075	96.27%
Supplies and Materials	891,791	724,923	81.29%
Other Operating Expenses	5,298,605	4,869,654	91.90%
Capital Outlay	972,730	709,382	72.93%
Other Outgo/Transfers	<u>6,456,979</u>	<u>5,693,155</u>	88.17%
	51,554,904	49,043,869	95.13%



Allan Hancock College
General Fund

Income Statement by Fund
For Period Ending 2/28/2022

	<u>Unrestricted Budget</u>	<u>Unrestricted Actual</u>	<u>% Budget</u>	<u>Restricted Budget</u>	<u>Restricted Actual</u>	<u>% Budget</u>
REVENUES						
Federal Revenues	\$ 34,200	\$ 25,006	73.12%	\$ 27,849,786	\$ 11,131,486	39.97%
State Revenues	47,281,141	28,557,650	60.40%	21,641,372	19,132,906	88.41%
Local Revenues	24,731,483	10,139,158	41.00%	2,139,700	1,113,769	52.05%
Total REVENUES	<u>72,046,824</u>	<u>38,721,814</u>	<u>53.75%</u>	<u>51,630,858</u>	<u>31,378,161</u>	<u>60.77%</u>
EXPENDITURES						
Academic Salaries	25,545,026	17,230,313	67.45%	4,327,945	3,025,917	69.92%
Classified Salaries	18,247,509	11,702,367	64.13%	8,353,481	3,803,563	45.53%
Employee Benefits	14,476,226	8,114,075	56.05%	3,709,849	1,709,130	46.07%
Supplies and Materials	1,547,672	724,923	46.84%	6,002,293	3,582,384	59.68%
Other Operating Exp. and Services	8,466,078	4,869,654	57.52%	5,273,019	2,234,030	42.37%
Capital Outlay	1,951,554	709,382	36.35%	6,695,695	1,281,003	19.13%
Total EXPENDITURES	<u>70,234,065</u>	<u>43,350,714</u>	<u>61.72%</u>	<u>34,362,282</u>	<u>15,636,027</u>	<u>45.50%</u>
Excess of Revenues Over/ (Under) Expenditures	1,812,759	(4,628,900)		17,268,576	15,742,134	
OTHER FINANCING SOURCES(USES)						
Other Financing Sources	9,472,813	4,263,570	0.00%	682,358	671,100	98.35%
Total OTHER FINANCING SOURCES (USES)	<u>9,472,813</u>	<u>4,263,570</u>	<u>0.00%</u>	<u>682,358</u>	<u>671,100</u>	<u>98.35%</u>
OPERATING TRANSFERS OUT						
Other Outgo	12,335,460	5,693,155	46.15%	22,703,226	8,142,623	35.87%
Total OPERATING TRANSFERS OUT	<u>12,335,460</u>	<u>5,693,155</u>	<u>46.15%</u>	<u>22,703,226</u>	<u>8,142,623</u>	<u>35.87%</u>
Excess of Revenues and Other Financing Sources Over/(Under) Expenditures and Other Uses	(1,049,888)	(6,058,485)		(4,752,292)	8,270,611	
FUND BALANCE						
Fund balance, July 1	<u>18,925,704</u>	<u>18,925,704</u>		<u>15,597,709</u>	<u>15,597,709</u>	
Current Balance	<u>\$ 17,875,816</u>	<u>\$ 12,867,219</u>		<u>\$ 10,845,417</u>	<u>\$ 23,868,320</u>	

Allan Hancock College
Child Development Fund

Income Statement by Fund
For Period Ending 02/28/2022

	<u>Budget</u>	<u>Actual</u>	<u>% Budget</u>
REVENUES			
Federal Revenues	\$ 375,618	\$ 145,730	38.80%
State Revenues	629,992	443,216	70.35%
Local Revenues	711,105	102,850	14.46%
Total REVENUES	<u>1,716,715</u>	<u>691,795</u>	<u>40.30%</u>
EXPENDITURES			
Academic Salaries	265,062	143,398	54.10%
Classified Salaries	636,986	295,579	46.40%
Employee Benefits	132,663	70,426	53.09%
Supplies and Materials	335,135	26,062	7.78%
Other Operating Exp. and Services	179,736	8,726	4.85%
Capital Outlay	249,037	21,762	8.74%
Total EXPENDITURES	<u>1,798,620</u>	<u>565,952</u>	<u>31.47%</u>
Excess of Revenues Over/ (Under) Expenditures	(81,905)	125,843	
OTHER FINANCING SOURCES (USES)			
Other Financing Sources	30,000	30,000	100.00%
Total OTHER FINANCING SOURCES (USES)	<u>30,000</u>	<u>30,000</u>	<u>100.00%</u>
FUND BALANCE			
Fund balance, July 1	<u>405,375</u>	<u>405,375</u>	
Current Balance	<u>\$ 353,470</u>	<u>\$ 561,218</u>	

Allan Hancock College
PCPA Fund

Income Statement by Fund
For Period Ending 02/28/2022

	<u>Budget</u>	<u>Actual</u>	<u>% Budget</u>
REVENUES			
Federal Revenues	\$ 501,963	\$ 0	0.00%
Local Revenues	1,752,943	1,787,958	102.00%
Total REVENUES	<u>2,254,906</u>	<u>1,787,958</u>	<u>79.29%</u>
EXPENDITURES			
Classified Salaries	2,712,527	1,650,538	60.85%
Employee Benefits	734,095	387,853	52.83%
Supplies and Materials	381,025	141,953	37.26%
Other Operating Exp. and Services	624,839	288,976	46.25%
Capital Outlay	40,460	15,793	39.03%
Total EXPENDITURES	<u>4,492,946</u>	<u>2,485,113</u>	<u>55.31%</u>
Excess of Revenues Over/ (Under) Expenditures	(2,238,040)	(697,156)	
OTHER FINANCING SOURCES (USES)			
Other Financing Sources	2,572,587	1,190,862	46.29%
Total OTHER FINANCING SOURCES (USES)	<u>2,572,587</u>	<u>1,190,862</u>	<u>46.29%</u>
OPERATING TRANSFERS OUT			
Other Outgo	324,388	140,851	43.42%
Total OPERATING TRANSFERS OUT	<u>324,388</u>	<u>140,851</u>	<u>43.42%</u>
Excess of Revenues and Other Financing Sources Over/(Under) Expenditures and Other Uses	10,159	352,856	
FUND BALANCE			
Fund balance, July 1	<u>2,413,433</u>	<u>2,413,433</u>	
Current Balance	<u>\$ 2,423,592</u>	<u>\$ 2,766,288</u>	

Allan Hancock College
Capital Outlay Project Fund

Income Statement by Fund
For Period Ending 02/28/2022

	<u>Budget</u>	<u>Actual</u>	<u>% Budget</u>
REVENUES			
State Revenues	\$ 15,131,441	\$ 11,101,617	73.37%
Local Revenues	15,396,272	15,376,311	99.87%
Total REVENUES	<u>30,527,713</u>	<u>26,477,928</u>	<u>86.73%</u>
EXPENDITURES			
Supplies and Materials	9,652	11,606	120.25%
Other Operating Exp. and Services	92,196	95,418	103.49%
Capital Outlay	36,689,936	13,966,339	38.07%
Total EXPENDITURES	<u>36,791,784</u>	<u>14,073,363</u>	<u>38.25%</u>
Excess of Revenues Over/ (Under) Expenditures	(6,264,071)	12,404,566	
OTHER FINANCING SOURCES (USES)			
Other Financing Sources	5,203,698	4,535,298	87.16%
Total OTHER FINANCING SOURCES (USES)	<u>5,203,698</u>	<u>4,535,298</u>	<u>87.16%</u>
OPERATING TRANSFERS OUT			
Other Outgo	50,800	50,800	100.00%
Total OPERATING TRANSFERS OUT	<u>50,800</u>	<u>50,800</u>	<u>100.00%</u>
Excess of Revenues and Other Financing Sources Over/(Under) Expenditures and Other Uses	(1,111,173)	16,889,063	
FUND BALANCE			
Fund balance, July 1	<u>11,727,273</u>	<u>11,727,273</u>	
Current Balance	<u>\$ 10,616,100</u>	<u>\$ 28,616,336</u>	

Allan Hancock College
General Obligation Bond Fund

Income Statement by Fund
For Period Ending 02/28/2022

	<u>Budget</u>	<u>Actual</u>	<u>% Budget</u>
REVENUES			
Local Revenues	\$ 100,000	\$ 41,440	41.44%
Total REVENUES	100,000	41,440	41.44%
EXPENDITURES			
Classified Salaries	25,862	17,521	67.75%
Employee Benefits	13,981	8,957	64.06%
Supplies and Materials	13,196	11,145	84.46%
Other Operating Exp. and Services	78,883	26,789	33.96%
Capital Outlay	25,489,300	5,460,778	21.42%
Total EXPENDITURES	25,621,222	5,525,188	21.56%
Excess of Revenues Over/ (Under) Expenditures	(25,521,222)	(5,483,748)	
FUND BALANCE			
Fund balance, July 1	25,521,223	25,521,223	
Current Balance	\$ 0	\$ 20,037,475	

Allan Hancock College
Dental Self Insurance Fund

Income Statement by Fund
For Period Ending 02/28/2022

	<u>Budget</u>	<u>Actual</u>	<u>% Budget</u>
REVENUES			
Local Revenues	\$ 804,000	\$ 147,583	18.36%
Total REVENUES	<u>804,000</u>	<u>147,583</u>	<u>18.36%</u>
EXPENDITURES			
Other Operating Exp. and Services	<u>660,000</u>	<u>418,082</u>	<u>63.35%</u>
Total EXPENDITURES	<u>660,000</u>	<u>418,082</u>	<u>63.35%</u>
Excess of Revenues Over/ (Under) Expenditures	144,000	(270,499)	
OPERATING TRANSFERS OUT			
Other Outgo	<u>1,000,000</u>	<u>1,000,000</u>	<u>100.00%</u>
Total OPERATING TRANSFERS OUT	<u>1,000,000</u>	<u>1,000,000</u>	<u>100.00%</u>
Excess of Revenues and Other Financing Sources Over/(Under) Expenditures and Other Uses	(856,000)	(1,270,499)	
FUND BALANCE			
Fund balance, July 1	<u>1,846,204</u>	<u>1,846,204</u>	
Current Balance	<u>\$ 990,204</u>	<u>\$ 575,705</u>	

Allan Hancock College
Self Ins - Property & Liab. Fund

Income Statement by Fund
For Period Ending 02/28/2022

	<u>Budget</u>	<u>Actual</u>	<u>% Budget</u>
REVENUES			
Local Revenues	\$ 5,000	\$ 0	0.00%
Total REVENUES	5,000	0	0.00%
EXPENDITURES			
Supplies and Materials	36,059	10,987	30.47%
Other Operating Exp. and Services	43,265	14,598	33.74%
Capital Outlay	50,003	32,324	64.65%
Total EXPENDITURES	129,326	57,909	44.78%
Excess of Revenues Over/ (Under) Expenditures	(124,326)	(57,909)	
OTHER FINANCING SOURCES (USES)			
Other Financing Sources	0	26,301	0.00%
Total OTHER FINANCING SOURCES (USES)	0	26,301	0.00%
FUND BALANCE			
Fund balance, July 1	971,914	971,914	
Current Balance	\$ 847,588	\$ 940,307	

Allan Hancock College
Post Employment Benefits Fund

Income Statement by Fund
For Period Ending 02/28/2022

	<u>Budget</u>	<u>Actual</u>	<u>% Budget</u>
REVENUES			
Local Revenues	\$ 4,000	\$ 950	23.76%
Total REVENUES	<u>4,000</u>	<u>950</u>	<u>23.76%</u>
EXPENDITURES			
Other Operating Exp. and Services	<u>28,670</u>	<u>6,927</u>	<u>24.16%</u>
Total EXPENDITURES	<u>28,670</u>	<u>6,927</u>	<u>24.16%</u>
Excess of Revenues Over/ (Under) Expenditures	(24,670)	(5,976)	
FUND BALANCE			
Fund balance, July 1	<u>1,003,930</u>	<u>1,003,930</u>	
Current Balance	<u>\$ 979,260</u>	<u>\$ 997,954</u>	

02279804
40- -01-B -61 -063-04
0101 -11-03818-04



RHBPT-HANCOCK-DELEGATED DISCRETION
ACCOUNT 6746018043

Period from February 1, 2022 to February 28, 2022

MARKET AND COST RECONCILIATION

	02/28/2022 MARKET	02/28/2022 BOOK VALUE
Beginning Market And Cost	10,502,578.66	10,400,943.67
Investment Activity		
Interest	.42	.42
Dividends	6,509.57	6,509.57
Change In Unrealized Gain/Loss	- 163,867.25	.00
Net Accrued Income (Current-Prior)	- .04	- .04
Total Investment Activity	- 157,357.30	6,509.95
Net Change In Market And Cost	- 157,357.30	6,509.95
Ending Market And Cost	10,345,221.36	10,407,453.62

02279804
 40- -01-B -61 -063-04
 0101 -11-03818-04



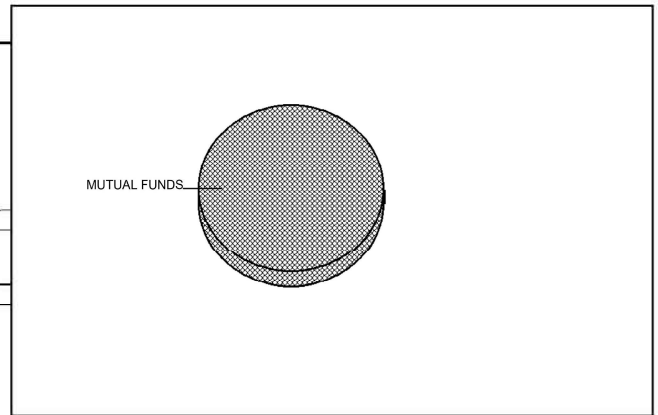
RHBPT-HANCOCK-DELEGATED DISCRETION
 ACCOUNT 6746018043

Period from February 1, 2022 to February 28, 2022

ASSET SUMMARY

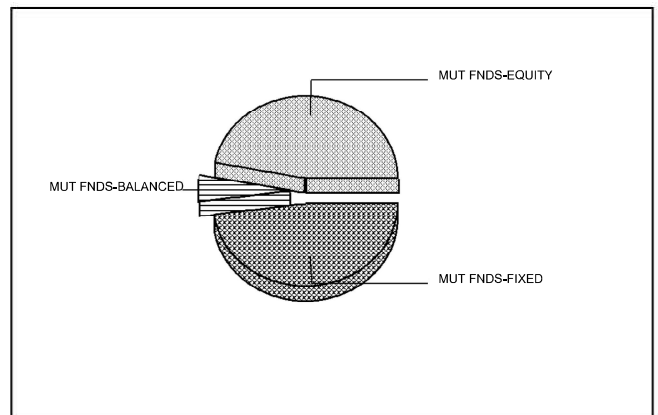
ASSETS	02/28/2022 MARKET	02/28/2022 BOOK VALUE	% OF MARKET
Cash And Equivalents	24,815.06	24,815.06	0.24
Mutual Funds-Equity	4,860,486.80	4,760,798.48	46.98
Mutual Funds-Fixed Income	5,028,833.22	5,195,051.46	48.61
Mutual Funds-Balanced	431,085.90	426,788.24	4.17
Total Assets	10,345,220.98	10,407,453.24	100.00
Accrued Income	.38	.38	0.00
Grand Total	10,345,221.36	10,407,453.62	100.00

Estimated Annual Income **223,053.96**



ASSET SUMMARY MESSAGES

Estimated Annual Income is an estimate provided for informational purposes only and should not be relied on for making investment, trading, or tax decisions. The estimates may not represent the actual value earned by your investments and they provide no guarantee of what your investments may earn in the future.



Allan Hancock College
Associated Students Trust Fund

Income Statement by Fund
For Period Ending 02/28/2022

	<u>Budget</u>	<u>Actual</u>	<u>% Budget</u>
REVENUES			
Local Revenues	\$ 163,977	\$ 142,400	86.84%
Total REVENUES	<u>163,977</u>	<u>142,400</u>	<u>86.84%</u>
EXPENDITURES			
Supplies and Materials	186,966	114,184	61.07%
Other Operating Exp. and Services	71,258	56,416	79.17%
Total EXPENDITURES	<u>258,224</u>	<u>170,599</u>	<u>66.07%</u>
Excess of Revenues Over/ (Under) Expenditures	(94,247)	(28,200)	
OTHER FINANCING SOURCES (USES)			
Other Financing Sources	177,047	177,047	100.00%
Total OTHER FINANCING SOURCES (USES)	<u>177,047</u>	<u>177,047</u>	<u>100.00%</u>
OPERATING TRANSFERS OUT			
Other Outgo	245,855	84,900	34.53%
Total OPERATING TRANSFERS OUT	<u>245,855</u>	<u>84,900</u>	<u>34.53%</u>
Excess of Revenues and Other Financing Sources Over/(Under) Expenditures and Other Uses	(163,055)	63,947	
FUND BALANCE			
Fund balance, July 1	<u>378,040</u>	<u>378,040</u>	
Current Balance	<u>\$ 214,985</u>	<u>\$ 441,988</u>	

Allan Hancock College
Student Representation Fee Trst Fnd

Income Statement by Fund
For Period Ending 02/28/2022

	<u>Budget</u>	<u>Actual</u>	<u>% Budget</u>
REVENUES			
Local Revenues	\$ 36,010	\$ 37,060	102.92%
Total REVENUES	<u>36,010</u>	<u>37,060</u>	<u>102.92%</u>
EXPENDITURES			
Other Operating Exp. and Services	<u>35,365</u>	<u>20,910</u>	<u>59.13%</u>
Total EXPENDITURES	<u>35,365</u>	<u>20,910</u>	<u>59.13%</u>
Excess of Revenues Over/ (Under) Expenditures	645	16,150	
OPERATING TRANSFERS OUT			
Other Outgo	<u>1,340</u>	<u>1,340</u>	<u>100.00%</u>
Total OPERATING TRANSFERS OUT	<u>1,340</u>	<u>1,340</u>	<u>100.00%</u>
Excess of Revenues and Other Financing Sources Over/(Under) Expenditures and Other Uses	(695)	14,810	
FUND BALANCE			
Fund balance, July 1	<u>67,500</u>	<u>67,500</u>	
Current Balance	<u>\$ 66,805</u>	<u>\$ 82,310</u>	

Allan Hancock College
Student Body Center Fee Trust Fund

Income Statement by Fund
For Period Ending 02/28/2022

	<u>Budget</u>	<u>Actual</u>	<u>% Budget</u>
REVENUES			
Local Revenues	\$ 20,800	\$ 12,972	62.37%
Total REVENUES	<u>20,800</u>	<u>12,972</u>	<u>62.37%</u>
EXPENDITURES			
Supplies and Materials	1,610	222	13.77%
Capital Outlay	62,000	20,800	33.55%
Total EXPENDITURES	<u>63,610</u>	<u>21,022</u>	<u>33.05%</u>
Excess of Revenues Over/ (Under) Expenditures	(42,810)	(8,050)	
FUND BALANCE			
Fund balance, July 1	<u>243,793</u>	<u>243,793</u>	
Current Balance	<u>\$ 200,983</u>	<u>\$ 235,743</u>	

Allan Hancock College
Student Financial Aid Trust Fund

Income Statement by Fund
For Period Ending 02/28/2022

	<u>Budget</u>	<u>Actual</u>	<u>% Budget</u>
REVENUES			
Federal Revenues	\$ 10,675,229	\$ 9,039,899	84.68%
State Revenues	2,200,000	2,516,999	114.41%
Local Revenues	0	1	0.00%
Total REVENUES	<u>12,875,229</u>	<u>11,556,899</u>	<u>89.76%</u>
OTHER FINANCING SOURCES (USES)			
Other Financing Sources	10,526,309	2,817,396	26.77%
Total OTHER FINANCING SOURCES (USES)	<u>10,526,309</u>	<u>2,817,396</u>	<u>26.77%</u>
OPERATING TRANSFERS OUT			
Other Outgo	23,401,538	13,477,814	57.59%
Total OPERATING TRANSFERS OUT	<u>23,401,538</u>	<u>13,477,814</u>	<u>57.59%</u>
Excess of Revenues and Other Financing Sources Over/(Under) Expenditures and Other Uses	0	896,481	
FUND BALANCE			
Fund balance, July 1	<u>21,600</u>	<u>21,600</u>	
Current Balance	<u>\$ 21,600</u>	<u>\$ 918,081</u>	

Allan Hancock College
Scholarship and Loan Trust Fund

Income Statement by Fund
For Period Ending 02/28/2022

	<u>Budget</u>	<u>Actual</u>	<u>% Budget</u>
REVENUES			
Local Revenues	\$ 1,000	\$ 0	0.00%
Total REVENUES	1,000	0	0.00%
OPERATING TRANSFERS OUT			
Other Outgo	1,000	0	0.00%
Total OPERATING TRANSFERS OUT	1,000	0	0.00%
Excess of Revenues and Other Financing Sources Over/(Under) Expenditures and Other Uses	0	0	
 FUND BALANCE			
Fund balance, July 1	8,708	8,708	
Current Balance	\$ 8,708	\$ 8,708	

Allan Hancock College
District Trust Fund

Income Statement by Fund
For Period Ending 02/28/2022

	<u>Budget</u>	<u>Actual</u>	<u>% Budget</u>
REVENUES			
Local Revenues	\$ 83,236	\$ 76,505	91.91%
Total REVENUES	<u>83,236</u>	<u>76,505</u>	<u>91.91%</u>
EXPENDITURES			
Academic Salaries	1,186	0	0.00%
Classified Salaries	26,686	817	3.06%
Employee Benefits	99	0	0.00%
Supplies and Materials	79,119	35,590	44.98%
Other Operating Exp. and Services	32,294	5,196	16.09%
Capital Outlay	17,331	17,331	100.00%
Total EXPENDITURES	<u>156,715</u>	<u>58,935</u>	<u>37.61%</u>
Excess of Revenues Over/ (Under) Expenditures	(73,480)	17,570	
OTHER FINANCING SOURCES (USES)			
Other Financing Sources	4,542,528	0	0.00%
Total OTHER FINANCING SOURCES (USES)	<u>4,542,528</u>	<u>0</u>	<u>0.00%</u>
OPERATING TRANSFERS OUT			
Other Outgo	29,900	29,800	99.67%
Total OPERATING TRANSFERS OUT	<u>29,900</u>	<u>29,800</u>	<u>99.67%</u>
Excess of Revenues and Other Financing Sources Over/(Under) Expenditures and Other Uses	4,439,148	(12,231)	
FUND BALANCE			
Fund balance, July 1	<u>1,134,088</u>	<u>1,134,088</u>	
Current Balance	<u>\$ 5,573,236</u>	<u>\$ 1,121,857</u>	

Allan Hancock College
Student Clubs Agency Fund

Income Statement by Fund
For Period Ending 02/28/2022

	<u>Budget</u>	<u>Actual</u>	<u>% Budget</u>
REVENUES			
Local Revenues	\$ 5,095	\$ 6,510	127.76%
Total REVENUES	<u>5,095</u>	<u>6,510</u>	<u>127.76%</u>
EXPENDITURES			
Supplies and Materials	25,435	3,421	13.45%
Other Operating Exp. and Services	9,036	8	0.08%
Total EXPENDITURES	<u>34,471</u>	<u>3,428</u>	<u>9.95%</u>
Excess of Revenues Over/ (Under) Expenditures	(29,376)	3,081	
OPERATING TRANSFERS OUT			
Other Outgo	4,084	3,919	95.96%
Total OPERATING TRANSFERS OUT	<u>4,084</u>	<u>3,919</u>	<u>95.96%</u>
Excess of Revenues and Other Financing Sources Over/(Under) Expenditures and Other Uses	(33,460)	(837)	
FUND BALANCE			
Fund balance, July 1	<u>66,211</u>	<u>66,211</u>	
Current Balance	<u>\$ 32,752</u>	<u>\$ 65,374</u>	

**ALLAN HANCOCK COLLEGE FOUNDATION
STATEMENT OF OPERATIONS
FOR THE PERIOD ENDING 02/28/2022**

	Cash Admin	General Operations	Restricted	Scholar- ships	Endowment Principal	Endowment Rev/Exp	Total
REVENUES:							
Contributions,Gifts,Grants&Endwmnts	0	26,361	333,355	252,163	92,455	0	704,334
Interest and Investment Income	0	20,482	11	0	0	420,941	441,434
Realized Gain/Loss on Invest	0	6,150	0	0	0	3,356,430	3,362,580
Unrealized Gain/Loss on Invest	0	(17,408)	0	0	0	(4,034,851)	(4,052,259)
Other Local Revenues	0	178	3,882	15,548	0	0	19,607
Total Revenues	0	35,764	337,247	267,711	92,455	(257,480)	475,697
EXPENSES:							
Non Bargaining Unit	0	158,708	0	0	0	0	158,708
Benefits	0	14,909	0	0	0	0	14,909
Office/Operational Supplies	0	2,374	19,058	0	0	0	21,432
Non Instr Printing	0	6,916	720	0	0	0	7,635
Food - Business Meetings/Events	0	1,526	10,980	0	0	0	12,505
Indep Contractor (Individuals)	0	0	200	0	0	0	200
Service Contracts (Businesses)	0	2,103	0	0	0	0	2,103
Travel - All Travel Costs	0	475	0	0	0	0	475
Foundation Community Activities	0	4,350	3,140	0	0	0	7,490
Dues & Memberships	0	2,748	2,009	0	0	0	4,757
Non-Tech Licenses,Permits,Fees	0	425	22,007	0	0	0	22,432
Software/Technology Licenses	0	0	480	0	0	0	480
Software Maintenance Agreement	0	7,948	2,822	0	0	0	10,769
Equipment Rental	0	0	1,896	0	0	0	1,896
District/College Support	0	0	79,922	0	10,289,934	5,086,377	15,456,233
Postage/Express Services	0	6,072	0	0	0	0	6,072
Advertising	0	2,486	0	0	0	0	2,486
Bank Service Charges	0	1,818	683	0	0	0	2,501
Investment Brokerage Fees	0	2,612	0	0	0	171,393	174,006
PCPA Support	0	0	0	42,008	0	0	42,008
Equipment	0	0	1,648	0	0	0	1,648
Student Assistance	0	0	11,953	0	0	0	11,953
Scholarships	0	0	0	523,615	0	0	523,615
Total Expenses	0	215,468	157,517	565,623	10,289,934	5,257,771	16,486,313
Net Income (Loss)	0	(179,704)	179,730	(297,912)	(10,197,479)	(5,515,251)	(16,010,616)
OTHER FINANCING SOURCES/OUTGO:							
Intrafund Transfer-In	0	106,332	85,460	285,010	366,149	0	842,950
Intrafund Transfers-Out	0	0	373,163	21,162	0	448,625	842,950
Other Transfer-In	0	175,757	0	0	0	0	175,757
Net Transfers	0	282,088	(287,704)	263,848	366,149	(448,625)	175,757
Net Inc/Dec in Fund Bal	0	102,384	(107,973)	(34,064)	(9,831,330)	(5,963,876)	(15,834,859)
FUND BALANCE:							
Fund Equity, July 1	0	596,043	2,090,702	790,712	24,089,018	9,877,791	37,444,267
Current Balance	0	698,427	1,982,729	756,648	14,257,688	3,913,916	21,609,407

Allan Hancock College
Viticulture & Enology Foundation Fund

Income Statement by Fund
For The Period Ending 02/28/2022

REVENUES	Budget	Actual	% Budget
Contributed Gifts/Grants/Endw	\$ 25	\$ 1,503	6012.00%
Non-Cash Contributions	19,740	16,123	81.68%
Other Local Revenues	0	630	
Intrafund Transfer-In	0	0	0.00%
Net Revenue	<u>19,765</u>	<u>18,256</u>	<u>0.00%</u>
WINE OPERATION			
Sales & Commissions	87,750	46,471	52.96%
Less: Returns & Allowances	0	0	0.00%
Less: Sales Discounts	<u>(35,100)</u>	<u>(12,612)</u>	<u>35.93%</u>
Net Sales	52,650	33,859	
Less: Cost of Goods Sold	<u>(17,015)</u>	<u>(26,151)</u>	<u>153.70%</u>
Gross Profit	<u>35,635</u>	<u>7,708</u>	
 Total REVENUES	 <u><u>55,400</u></u>	 <u><u>25,964</u></u>	 <u><u>46.87%</u></u>
 EXPENDITURES			
Academic Salaries	0	0	0.00%
Classified Salaries	0	0	0.00%
Supplies and Materials	48,095	28,486	59.23%
Inventory Allocation Expense	(72,381)	(30,786)	42.53%
Other Operating Exp. and Services	66,999	43,986	65.65%
Capital Outlay	<u>16,920</u>	<u>9,549</u>	<u>56.44%</u>
Total EXPENDITURES	<u><u>59,633</u></u>	<u><u>51,235</u></u>	<u><u>85.92%</u></u>
 Excess of Revenues Over (Under) Expenditures	 (4,233)	 (25,271)	
 FUND BALANCE			
Fund balance, July 1	<u>195,973</u>	<u>195,973</u>	
 Current Balance	 <u><u>\$ 191,740</u></u>	 <u><u>\$ 170,702</u></u>	