

## 6 Year Comprehensive Program Review SLO Data- Student Services

### Instructions:

Choose the Department, organization, and course prefix of the courses you are trying to view (They are the same, but each controls different data sets). Then click through the tabs to get the SLO data according to the contents below.

Department	Student Activities
Department2	Student Activities
Organization	Student Activities

- 1) PSLO Listing- Full list of the program learning outcomes. Check these and be sure they match your record with AP&P.
- 2) CSLO Listing- Same as above, but with course level outcomes.
- 3) SLO Performance by term- This chart shows the aggregated data from all SLOs in the department compared with the same from the college.
- 4) Completed Assessments by Term- These charts show all completed assessments by the term. Look for dips in terms that are out of ordinary. These should be explained in the narrative.
- 5) Completed Assessments by Context - These are sorted from courses with the highest number of assessments to lowest.
- 6) Overall Assessment Rate- This chart shows the rate of assessment with number of assessments divided by the number of courses. Example: Assessment rate of 2.5 would be there was an average 2 and half assessments completed for every course.
- 7) SLO Performance by PSLO - This chart shows the overall performance of each PSLO. Look for if a PSLO has not been assessed if it has no assessments attached to it. **If the row is red, it means the scores were under the 70% institutional benchmark.**
- 8) SLO Performance by PSLO Demographic- This table is the same as above, but the numbers are broken down into Ethnicity and Gender.
- 9) SLO performance by CSLO - This table is the same as the above PSLO tab, but broken down by course. This table also shows the number of students assessed. **If the row is red, it means the scores were under the 70% institutional benchmark.**

**Suggestion:** Examine data and take the points that seem to be worth talking about, like the highlighted red rows, to the faculty in the department to get input on what should be discussed in the comprehensive program review narrative. For example, if males are performing lower on a PSLO than females, you would want to speak to what is or will be done to remedy the issue.

## 1- PSLO Listing

### PSLO

---

SA PSLO1 - Students will follow the necessary steps to be recognized as a college sanctioned entity.

SA PSLO2 - Students will learn how to organize and plan events.

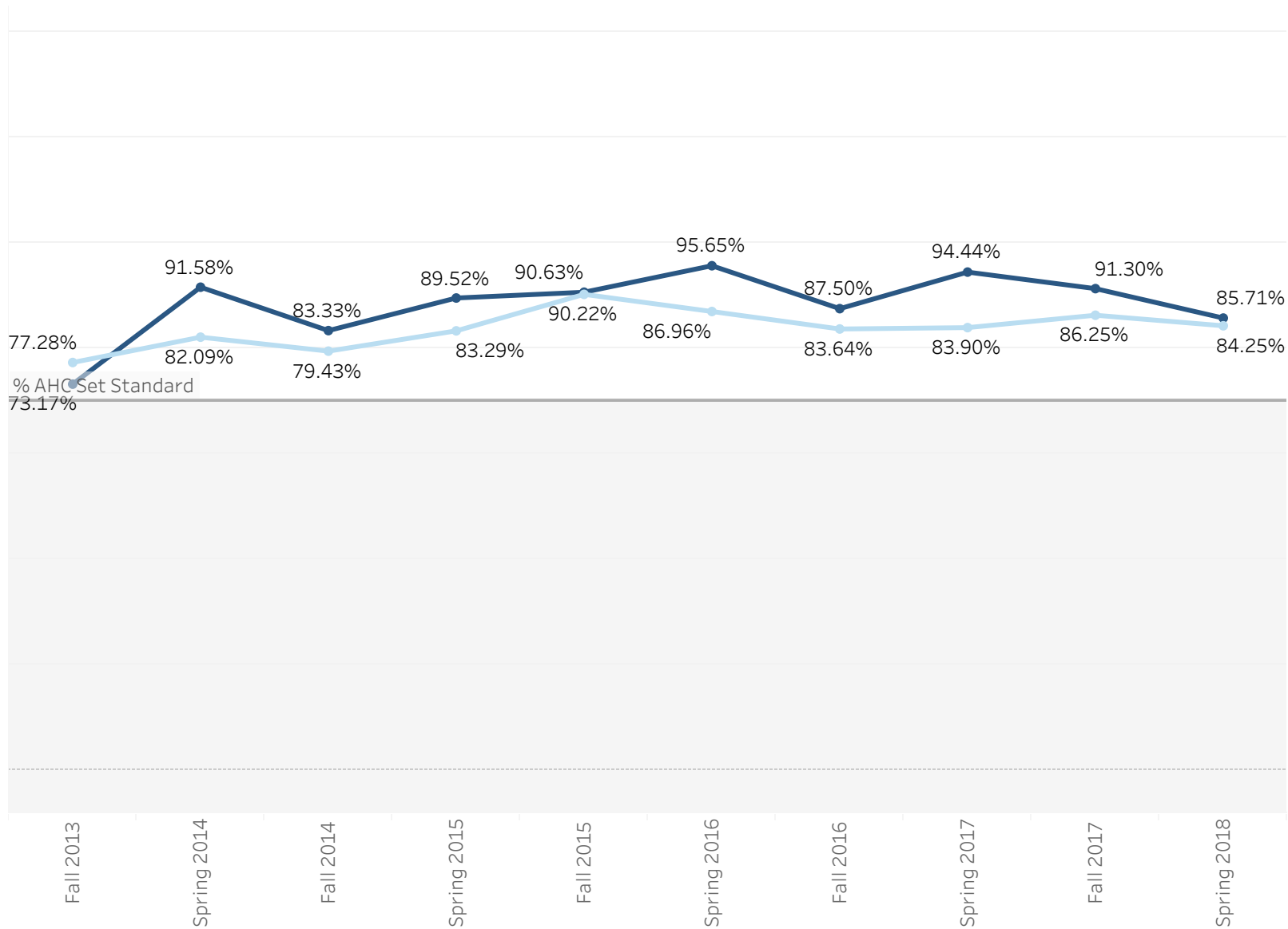
SA PSLO3 - Students will be able to effectively implement a planned event.

---

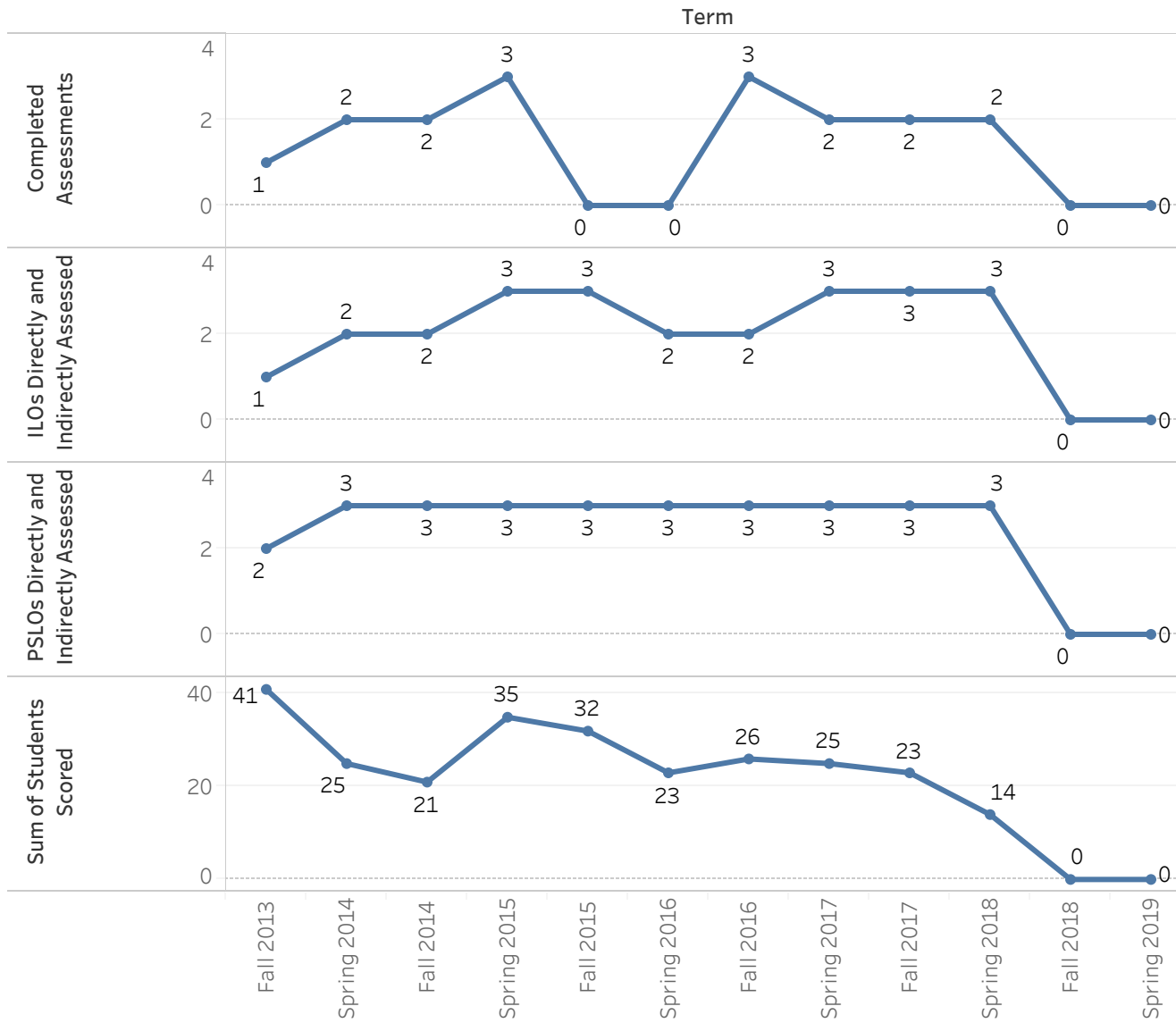
## 2- CSLO Listing

Course	Cslo
<b>SA - Student Activities</b>	<p data-bbox="415 245 1829 305">SA SLO1 - ASBG and Student Clubs will organize and participate in civic and community causes, i.e. Bulldog Bow-WOW, Diversity Day, Cinco De Mayo, Christmas toy and food drive, blood drive.</p> <p data-bbox="415 370 1829 394">SA SLO2 - ASBG and Student Club member will be able to identify resources and procedures needed to organize an event.</p> <p data-bbox="415 467 1829 521">SA SLO3 - Demonstrate effective communication skills through various mediums across campus events, committees and departments.</p>

### 3- SLO Performance by Term



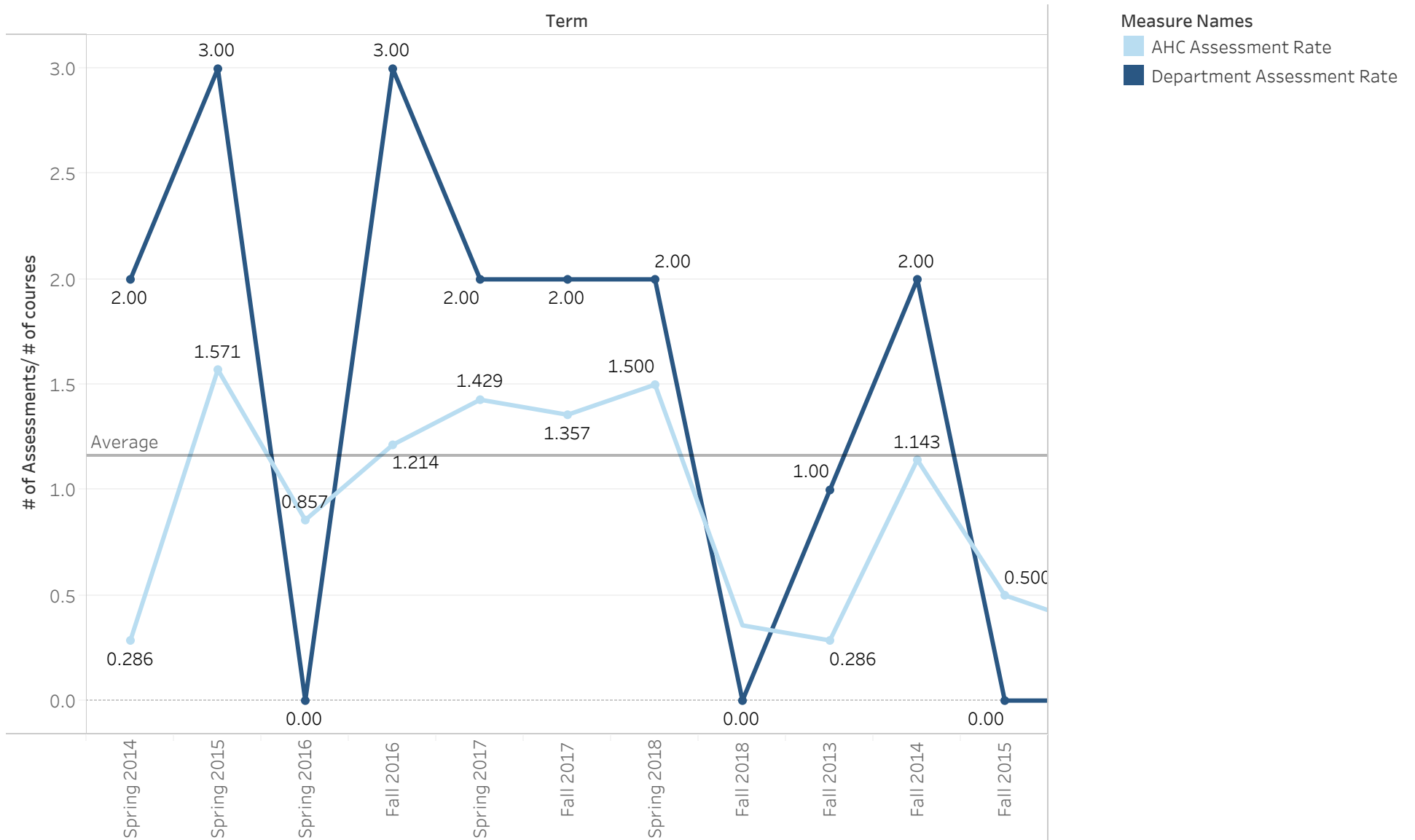
## 4- Completed Assessments by Term




## 5- Completed Assessments by Context

Course Code	Course Name	# of Completed Assessments	# of Students Scored	ILOs Directly and Indirectly Assessed	PSLOs Directly and Indirectly Assessed
SA	Student Activities	19.0	323	27.0	34.0
<b>Grand Total</b>		19.0	323	27.0	34.0

## 6- Overall Assessment Rate



# 6- Overall Assessment Rate



Measure Names  
AHC Assessment Rate  
Department Assessment Rate

## 7- SLO Performance by PSLO

PSLO	% From 70% Benchmark	% Meets and Exceeds Standards	% Exceeds Standards	Institutional Exceeds Standards Count	% Meets Standards	Institutional Meets Standards Count	% Below Standards	Institutional Below Standards Count
SA PSLO1 - Students will follow the necessary steps to be recognized as a college sanctioned entity.	17.45%	87.45%	56.64%	986	30.81%	578	12.55%	175
SA PSLO2 - Students will learn how to organize and plan events.	16.24%	86.24%	59.46%	2,398	26.78%	1,223	13.76%	454
SA PSLO3 - Students will be able to effectively implement a planned event.	16.76%	86.76%	59.78%	3,178	26.98%	1,739	13.24%	562

## 8- SLO Performance by PSLO Demographic

PSLO	Demographic Category	Demographic Element (group)	% From 70% Benchmark	% Meets and Exceeds Standards	% Exceeds Standards	% Meets Standards	% Below Standards
SA PSLO1 - Students will follow the necessary steps to be recognized as a college sanctioned entity.	Ethnicity	Hispanic	16.45%	86.45%	48.12%	38.33%	13.55%
		Other under-represented	30.00%	100.00%	100.00%	0.00%	0.00%
		White Non-Hispanic	10.56%	80.56%	69.44%	11.11%	19.44%
	Gender	Female	21.07%	91.07%	56.73%	34.35%	8.93%
		Male	11.68%	81.68%	48.93%	32.74%	18.32%
SA PSLO2 - Students will learn how to organize and plan events.	Ethnicity	Hispanic	14.73%	84.73%	52.16%	32.57%	15.27%
		Other under-represented	19.22%	89.22%	58.82%	30.39%	10.78%
		White Non-Hispanic	9.63%	79.63%	62.04%	17.59%	20.37%
	Gender	Female	18.71%	88.71%	58.40%	30.31%	11.29%
		Male	9.36%	79.36%	51.26%	28.11%	20.64%
SA PSLO3 - Students will be able to effectively implement a planned event.	Ethnicity	Hispanic	14.93%	84.93%	51.56%	33.37%	15.07%
		Other under-represented	18.24%	88.24%	58.82%	29.41%	11.76%
		White Non-Hispanic	9.63%	79.63%	63.89%	15.74%	20.37%
	Gender	Female	19.41%	89.41%	57.98%	31.43%	10.59%
		Male	9.32%	79.32%	51.40%	27.92%	20.68%

## 9- SLO Performance by CSLO

Course	Cslo	% from 70% Benchmark	% Dept. Meets/ Exceeds Standards	% Exceeds Standards	Exceeds Standards - Count	% Meets Standards	Meets Standards - Count
<b>SA - Student Activities</b>	SA SLO1 - ASBG and Student Clubs will organize and participate in civic and community causes, i.e. Bulldog Bow-WOW, Diversity Day, Cinco De Mayo, Christmas toy a..	18.90%	88.90%	55.46%	165.0	33.44%	100.0
	SA SLO2 - ASBG and Student Club member will be able to identify resources and procedures needed to organize an event.	17.97%	87.97%	52.95%	118.0	35.02%	79.0
	SA SLO3 - Demonstrate effective communication skills through various mediums across campus events, committees and departments.	22.05%	92.05%	55.83%	84.0	36.22%	55.0
<b>Grand Total</b>		19.34%	89.34%	54.61%	367.0	34.73%	234.0

## 9- SLO Performance by CSLO

Course	Cslo	% Below Standards	Below Standards - Count
<b>SA - Student Activities</b>	SA SLO1 - ASBG and Student Clubs will organize and participate in civic and community causes, i.e. Bulldog Bow-WOW, Diversity Day, Cinco De Mayo, Christmas toy a..	11.10%	35.0
	SA SLO2 - ASBG and Student Club member will be able to identify resources and procedures needed to organize an event.	12.03%	25.0
	SA SLO3 - Demonstrate effective communication skills through various mediums across campus events, committees and departments.	7.95%	12.0
<b>Grand Total</b>		10.66%	72.0