

Comprehensive Program Review (CPR) Learning Outcomes Assessment Data

Multiple values

This document contains the data from the last 6 years as reported to Institutional Effectiveness via eLumen. The packet contains charts and tables that indicate outcome performance by Course Learning Outcomes (CLO), Program Learning Outcomes (PLO), and Institutional Learning Outcomes (ILO).

Term

Sample Question from the CPR:

Multiple values

What are your program student learning outcomes? Have each of these been assessed since the last comprehensive program review?

Items to look for:

Term

1. Courses with little to no completed assessments; 2. Table Data in red that indicates performance that was below the 70% benchmark; 3. Improvement plans that have suggestions for improvements; 4. Any patterns in data or missing data that is concerning or lauding

Multiple values

1. Historical PLO Performance Chart: Library Skills- This is a chart showing the PLO percent and the count of students that met standards by term.

Department
Library Skills

2. Historical PLO Performance Table: Library Skills- This is a table showing the overall PLO performance over the last 6 academic years, including percent and numbers of students meeting standards.

Program
Library Skills

3. PLO Performance by Demographic: Library Skills- This chart shows the PLO performance reported by gender, ethnicity, first-gen, etc.

Program
LBRY

4. PLO Performance by Demographic Chart: Library Skills- This is the chart of the percent of students that met the standard of the given PLO.

5. Historical CLO Performance Chart : Library Skills- This is a chart showing the CLO percent met and the count of students that met standards by term.

Program
LBRY

6. Historical CLO Performance Table: Library Skills- This is a chart of the table above.

7. Historical Course Performance: Library Skills- This is SLO assessment by course, including percent and number of students that met standards.

8. ILO Performance Table: Library Skills- This is the ILO performance of the program for the past 6 academic years.

9. ILO Performance Chart: Library Skills- This is the ILO performance of the program for the past 6 academic years in a table that includes the number of courses that are connected to each ILO.

10. Historical Associations- CLOs and ILOs/PLOs: LBRY- These are the CLO and ILO associations. *Note: Old: Associations from eLumen, Current: ILO Associations, and NEW: Associations made with PLO cycles post 2020.*

11. Historical Associations ILO/PLO: LBRY- These are the Course and ILO associations. *Note: Old: Associations from eLumen, Current: ILO Associations, and NEW: Associations made with PLO cycles post 2020.*

12. Course Improvement Plans: LBRY- These are all the course improvement plans that have been reported for the last 6 years. The terms and courses that do not have improvement plans reported have been filtered out.

13. Program Learning Outcomes: Library Skills- List of PLOs for the selected program.

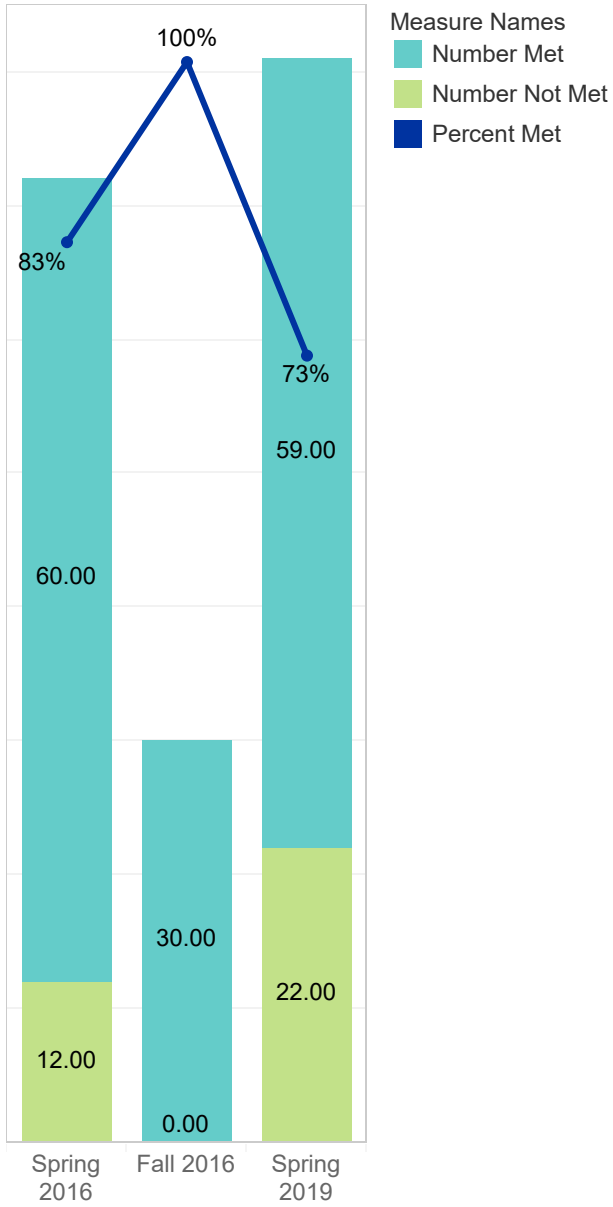
14. Course Learning Outcomes: Library Skills- List of CLOs for the selected program.

Course	CLO#	
--------	------	--

1. Historical PLO

Performance Chart:

Library Skills- This is a chart showing the PLO percent and the count of students that met standards by term.



2. Historical PLO Performance Table: Library Skills- This is a table showing the overall PLO performance over the last 6 academic years, including percent and numbers of students meeting standards.

			Number Met	Number Not Met	Percent Met
LBRY	LBRY PSLO1 - Navigate a library to find a variety of resources to answer information needs.	LBRY170	54.0	12.0	82%
		Total	54.0	12.0	82%
	LBRY PSLO5 -Use information ethically by citing sources and avoiding plagiarism.	LBRY170	26.0	5.0	84%
		Total	26.0	5.0	84%
	No PLO Associated	LBRY170	69.0	17.0	80%
		Total	69.0	17.0	80%
Total			149.0	34.0	81%

3. PLO Performance by Demographic: Library Skills- This chart shows the PLO performance reported by gender, ethnicity, first-gen, etc.

		Met	Not Met	Percent Met
LBRY PSLO1 - Navigate a library to find a variety of resources to answer information needs.	Under 20	2.000	0.000	100%
	20 to 24	2.000	0.000	100%
	25 to 34	2.000	0.000	100%
	35 to 54	4.000	0.000	100%
	Hispanic	6.000	0.000	100%
	White Non-Hispanic	4.000	0.000	100%
	Female	8.000	0.000	100%
	Male	2.000	0.000	100%
LBRY PSLO2 - Define an information need by formulating a research question, problem, or issue in a manner that others in the discipline can readily understand.	Under 20	2.000	0.000	100%
	20 to 24	2.000	0.000	100%
	25 to 34	2.000	0.000	100%
	35 to 54	4.000	0.000	100%
	Hispanic	6.000	0.000	100%
	White Non-Hispanic	4.000	0.000	100%
	Female	8.000	0.000	100%
	Male	2.000	0.000	100%
LBRY PSLO3 - Evaluate the quality of information sources for bias, currency, authority, accuracy, and coverage.	35 to 54	2.000	0.000	100%
	Hispanic	3.000	0.000	100%
	White Non-Hispanic	2.000	0.000	100%
	Female	4.000	0.000	100%
LBRY PSLO5 -Use information ethically by citing sources and avoiding plagiarism.	35 to 54	2.000	0.000	100%
	Hispanic	3.000	0.000	100%
	White Non-Hispanic	2.000	0.000	100%
	Female	4.000	0.000	100%

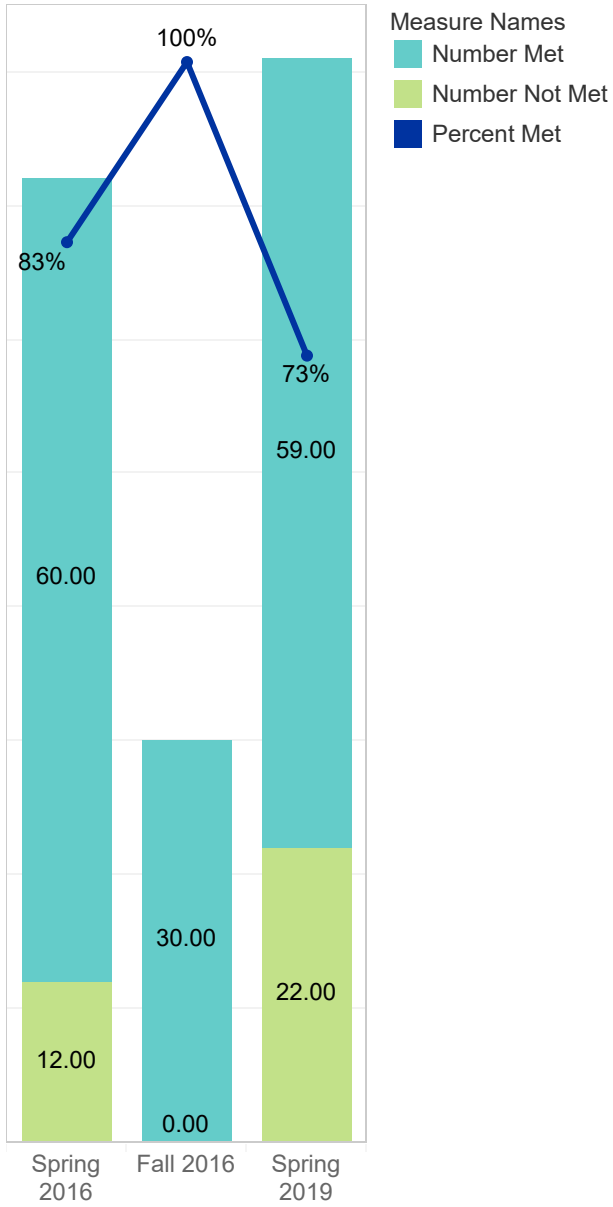
4. PLO Performance by Demographic Chart: Library Skills- This is the chart of the percent of students that met the standard of the given PLO.

SLO	Demographic Elem..		
LBRY PSLO1 - Navigate a library to find a variety of resources to answer information needs.	Under 20		100%
	20 to 24		100%
	25 to 34		100%
	35 to 54		100%
	Hispanic		100%
	White Non-Hispanic		100%
	Male		100%
	Female		100%
LBRY PSLO2 - Define an information need by formulating a research question, problem, or issue in a manner that others in the discipline can readily understand.	Under 20		100%
	20 to 24		100%
	25 to 34		100%
	35 to 54		100%
	Hispanic		100%
	White Non-Hispanic		100%
	Male		100%
	Female		100%
LBRY PSLO3 - Evaluate the quality of information sources for bias, currency, authority, accuracy, and coverage.	35 to 54		100%
	Hispanic		100%
	White Non-Hispanic		100%
	Female		100%
LBRY PSLO5 -Use information ethically by citing sources and avoiding plagiarism.	35 to 54		100%
	Hispanic		100%
	White Non-Hispanic		100%
	Female		100%

5. Historical CLO

Performance Chart :


Library Skills- This is a chart showing the CLO percent met and the count of students that met standards by term.



6. Historical CLO Performance Table: Library Skills- This is a chart of the table above.

			Number Met	Number Not Met	Percent Met
LBRY170	LBRY1	Student defines an information need by formulating and stating a research question, problem, or issue in a manner that others in the discipline can readily understand.	28.00	5.00	85%
	LBRY2	Student assesses information resources and selects those that most efficiently and effectively meet their particular information need.	26.00	7.00	79%
	LBRY3	Student uses information technology tools and a variety of delivery mechanisms to locate and retrieve information relevant to his/her research question, problem or issue.	26.00	7.00	79%
	LBRY4	Student evaluates the accuracy and bias of information in the context of an information need.	23.00	6.00	79%
	LBRY5	Student demonstrates an understanding of the ethical and legal issues surrounding using information and information technology.	26.00	5.00	84%
	LBRY6	Student produces a product that integrates a variety of timely and appropriate sources.	20.00	4.00	83%

7. Historical Course Performance: Library Skills- This is SLO assessment by course, including percent and number of students that met standards.



8. ILO Performance Table: Library Skills- This is the ILO performance of the program for the past 6 academic years.

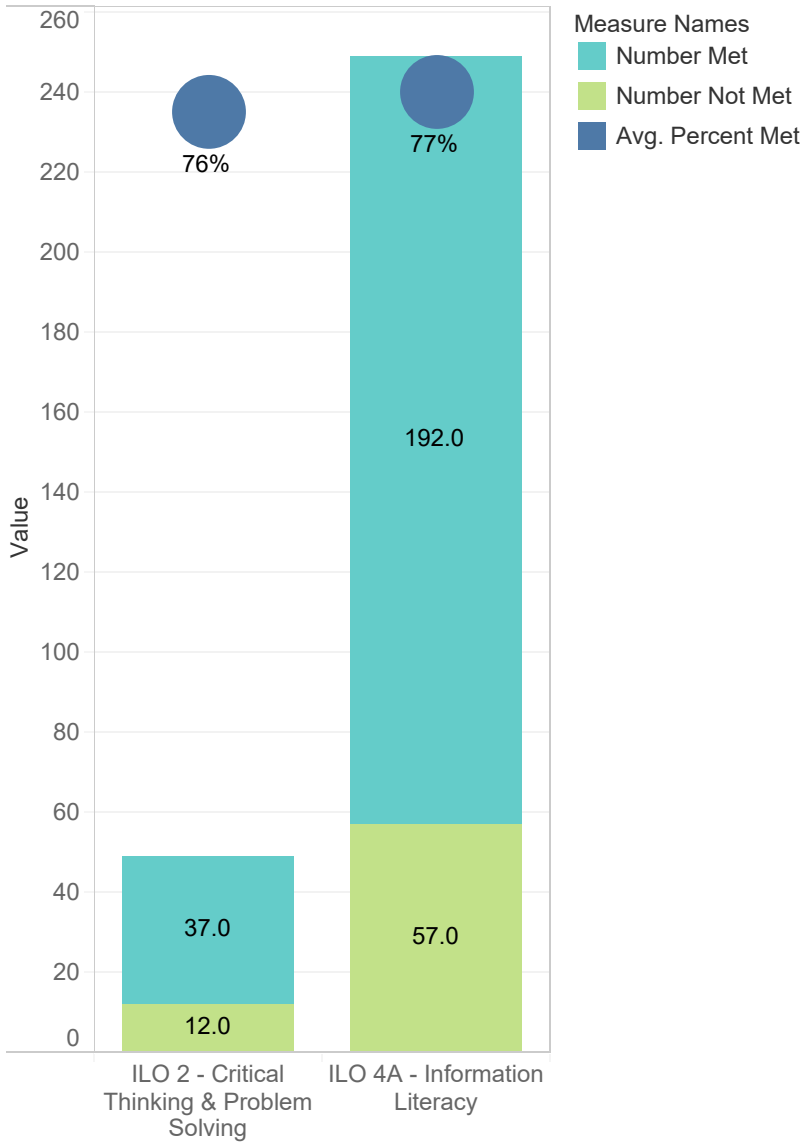
	# of Connected Courses	Avg. Percent Met
ILO 2 - Critical Thinking & Problem Solving: Explore issues through various information sources; evaluate the credibility and significance of both the information and the source to arrive at a reasoned conclusion.	1.0	76%
ILO 4A - Information Literacy: Define what information is needed to solve a real-life issue and locate, access, evaluate and manage the information.	1.0	77%

8. ILO Performance Table: Library Skills- This is the ILO performance of the program for the past 6 academic years.

	Number Met	Number Not Met
ILO 2 - Critical Thinking & Problem Solving: Explore issues through various information sources; evaluate the credibility and significance of both the information and the source to arrive at a reasoned conclusion.	37.0	12.0
ILO 4A - Information Literacy: Define what information is needed to solve a real-life issue and locate, access, evaluate and manage the information.	192.0	57.0

9. ILO Performance Chart: Library

Skills- This is the ILO performance of the program for the past 6 academic years in a table that includes the number of courses that are connected to each ILO.



10. Historical Associations- CLOs and ILOs/PLOs: LBRY- These are the CLO and ILO associations. *Note: Old: Associations from eLumen, Current: ILO Associations, and NEW: Associations made with PLO cycles post 2020.*

		Outcome ERP / Outcome	
		ILO 2	ILO 4A
		<p>Critical Thinking & Problem Solving: Explore issues through various information sources; evaluate the credibility and significance of both the information and the source to arrive at a reasoned conclusion.</p>	<p>Information Literacy: Define what information is needed to solve a real-life issue and locate, access, evaluate and manage the information.</p>
LBRY170	Student assesses information resources and selects those that most efficiently and effectively meet their particular inf..		X
	Student defines an information need by formulating and stating a research question, problem, or issue in a manner ..		X
	Student demonstrates an understanding of the ethical and legal issues surrounding using information and information ..		X
	Student evaluates the accuracy and bias of information in the context of an information need.	X	
	Student produces a product that integrates a variety of timely and appropriate sources.		X
	Student uses information technology tools and a variety of delivery mechanisms to locate and retrieve information rele..		X

10. Historical Associations- CLOs and ILOs/PLOs: LBRY- These are the CLO and ILO associations. *Note: Old: Associations from eLumen, Current: ILO Associations, and NEW: Associations made with PLO cycles post 2020.*

		Outcome ERP / Outcome	
		LBRY1	LBRY5
		Navigate a library to find a variety of resources to answer information needs.	Use information ethically by citing sources and avoiding plagiarism.
LBRY170	Student assesses information resources and selects those that most efficiently and effectively meet their particular inf..		
	Student defines an information need by formulating and stating a research question, problem, or issue in a manner ..	X	
	Student demonstrates an understanding of the ethical and legal issues surrounding using information and information ..		X
	Student evaluates the accuracy and bias of information in the context of an information need.		
	Student produces a product that integrates a variety of timely and appropriate sources.		
	Student uses information technology tools and a variety of delivery mechanisms to locate and retrieve information rele..	X	

11. Historical Associations ILO/PLO: LBRY- These are the Course and ILO associations. *Note: Old: Associations from eLumen, Current: ILO Associations, and NEW: Associations made with PLO cycles post 2020.*

	ILO 2 Critical Thinking & Problem Solving: Explore issues through various information sources; evaluate the credibility and significance of both the information and the source to arrive at a reasoned conclusion.	ILO 4A Information Literacy: Define what information is needed to solve a real-life issue and locate, access, evaluate and manage the information.	LBRY1 Navigate a library to find a variety of resources to answer information needs.	LBRY5 Use information ethically by citing sources and avoiding plagiarism.
LBRY170	X	X	X	X

12. Course Improvement Plans: LBRY - These are all the course improvement plans that have been reported for the last 6 years. The terms and courses that do not have improvement plans reported have been filtered out.

Fall 2015	LBRY170 - Library Research Methods	What changes have you made/do you plan to make based on the data? What resources would you need, if any, to make these changes?	dasfjasdlk
		What did the assessment data indicate about the strengths of your program?	k;jdasfl
		What did the assessment data indicate about the weaknesses of your program?	dsfjasd
Fall 2016	LBRY170 - Library Research Methods	What changes have you made/do you plan to make based on the data? What resources would you need, if any, to make these changes?	afdsdsddf No Action Taken
		What did the assessment data indicate about the strengths of your course?	No Action Taken
		What did the assessment data indicate about the strengths of your program?	j;lkajsfd
		What did the assessment data indicate about the weaknesses of your course?	No Action Taken
		What did the assessment data indicate about the weaknesses of your program?	dasfasdfadssadf
Fall 2017	LBRY170 - Library Research Methods	Any other comments?	No Action Taken
		What changes have you made/do you plan to make based on the data?	dasfas
		What did the assessment data indicate about the strengths of your course?	dfsasd
		What did the assessment data indicate about the weaknesses of your course?	adsfds
		What resources are required to make these changes or to maintain your progress?	No Action Taken
Fall 2018	LBRY170 - Library Research Methods	Any other comments?	No Action Taken
		What changes have you made/do you plan to make based on the data?	dafs[pasd
		What did the assessment data indicate about the strengths of your course?	kjafd;l
		What did the assessment data indicate about the weaknesses of your course?	fadl;skjd
		What resources are required to make these changes or to maintain your progress?	No Action Taken
Spring 2015	LBRY170 - Library Research Methods	What changes have you made/do you plan to make based on the data? What resources would you need, if any, to make these changes?	fdaskj;ldks
		What did the assessment data indicate about the strengths of your program?	jdf;aksjd

12. Course Improvement Plans: LBRY - These are all the course improvement plans that have been reported for the last 6 years. The terms and courses that do not have improvement plans reported have been filtered out.

Spring 2	LBRY170 - Library Research Methods	What did the assessment data indicate about the weaknesses of your program?	adsfjsad
		What changes have you made/do you plan to make based on the data? What resources would you need, if any, to make these changes?	dfaskjsdl No Action Taken
Spring 2016	LBRY170 - Library Research Methods	What did the assessment data indicate about the strengths of your course?	No Action Taken
		What did the assessment data indicate about the strengths of your program?	dsafdfj
		What did the assessment data indicate about the weaknesses of your course?	No Action Taken
		What did the assessment data indicate about the weaknesses of your program?	fdasjk;l
		Any other comments?	No Action Taken
Spring 2017	LBRY170 - Library Research Methods	What changes have you made/do you plan to make based on the data to improve student learning and service?	No Action Taken
		What changes have you made/do you plan to make based on the data?	No Action Taken
		What did the assessment data indicate about the challenges of your program?	adfsp sdakf[p]
		What did the assessment data indicate about the strengths of your course?	No Action Taken
		What did the assessment data indicate about the strengths of your program?	sdafhsa;f
		What did the assessment data indicate about the weaknesses of your course?	No Action Taken
		What resources are required to make these changes or to maintain your progress?	No Action Taken
Spring 2018	LBRY170 - Library Research Methods	Any other comments?	No Action Taken
		What changes have you made/do you plan to make based on the data to improve student learning and service?	No Action Taken
		What changes have you made/do you plan to make based on the data?	fdsjk;ldsa
		What did the assessment data indicate about the challenges of your program?	No Action Taken
		What did the assessment data indicate about the strengths of your course?	j;fldsk
		What did the assessment data indicate about the strengths of your program?	No Action Taken

12. Course Improvement Plans: LBRY - These are all the course improvement plans that have been reported for the last 6 years. The terms and courses that do not have improvement plans reported have been filtered out.

Spring 2018	LBRY170 - Library Research Methods	What did the assessment data indicate about the weaknesses of your course?	kdsajf;
		What resources are required to make these changes or to maintain your progress?	No Action Taken
Spring 2019	LBRY170 - Library Research Methods	What changes have you made/do you plan to make based on the data? What resources would you need, if any, to make these changes?	No Action Taken
		What did the assessment data indicate about the strengths of your course?	No Action Taken
		What did the assessment data indicate about the weaknesses of your course?	No Action Taken

13. Program Learning Outcomes: Library Skills- List of PLOs for the selected program.

PLO

LBRY PSLO1 - Navigate a library to find a variety of resources to answer information needs.

LBRY PSLO5 -Use information ethically by citing sources and avoiding plagiarism.

The view is broken down by PLO. The data is filtered on Term1 and Program (ILO_Perf (MASTER_AA_SPOL_UPLOADS)). The Term1 filter keeps 12 of 29 members. The Program (ILO_Perf (MASTER_AA_SPOL_UPLOADS)) filter keeps Library Skills. The view is filtered on PLO, which keeps 240 of 711 members.

14. Course Learning Outcomes: Library Skills- List of CLOs for the selected program.

Course	Clo#	
LBRY170	LBRY1	Student defines an information need by formulating and stating a research question, problem, or issue in a manner that others in the discipline can readily understand.
	LBRY2	Student assesses information resources and selects those that most efficiently and effectively meet their particular information need.
	LBRY3	Student uses information technology tools and a variety of delivery mechanisms to locate and retrieve information relevant to his/her research question, problem or issue.
	LBRY4	Student evaluates the accuracy and bias of information in the context of an information need.
	LBRY5	Student demonstrates an understanding of the ethical and legal issues surrounding using information and information technology.
	LBRY6	Student produces a product that integrates a variety of timely and appropriate sources.

CLO broken down by Course and Clo#. The data is filtered on Term1 and Program (ILO_Perf (MASTER_AA_SPOL_UPLOADS)). The Term1 filter keeps 12 of 29 members. The Program (ILO_Perf (MASTER_AA_SPOL_UPLOADS)) filter keeps Library Skills.