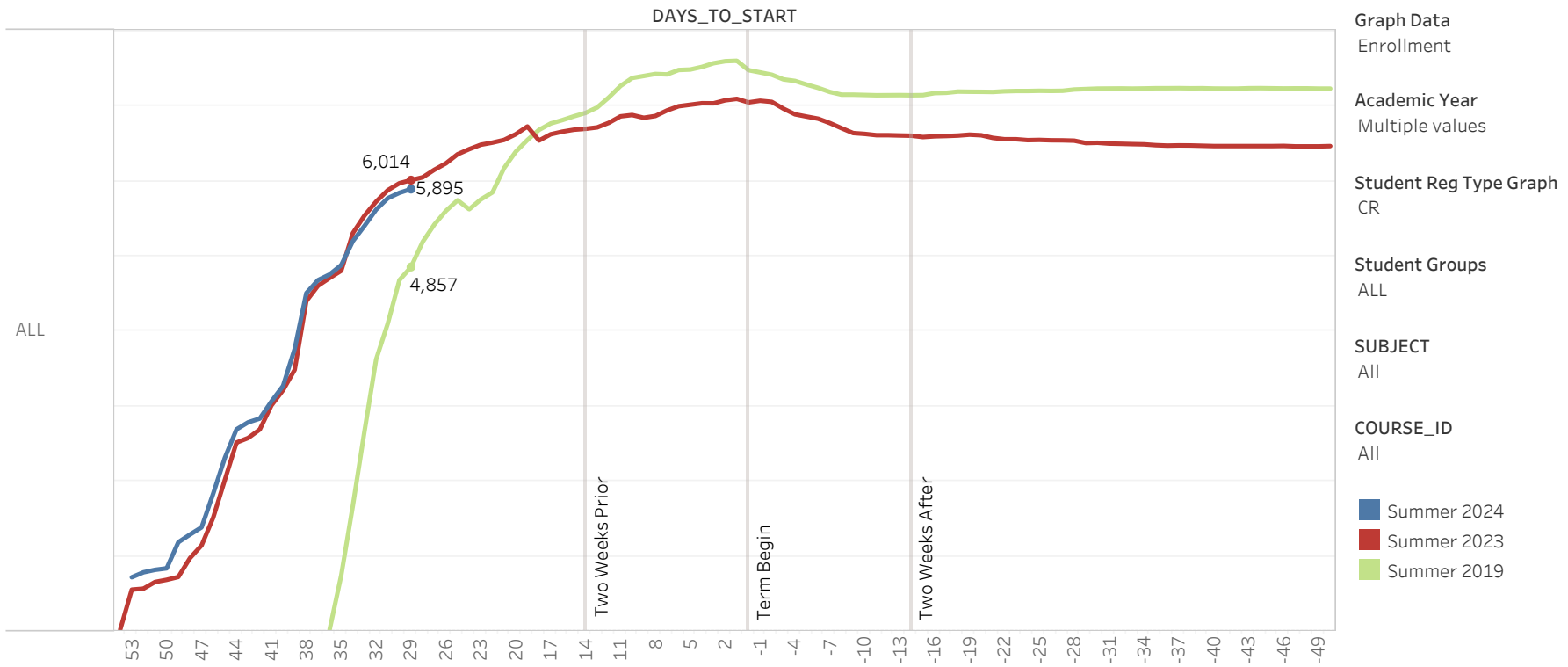
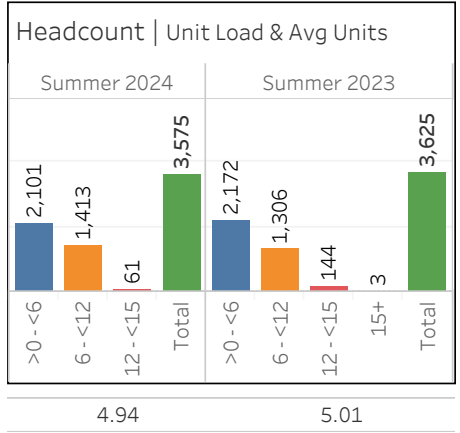
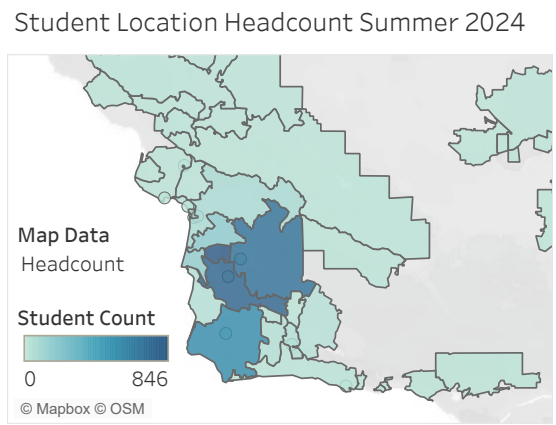


# AHC Registration Report | Summer Enrollment Graph



↓↓↓ Student Reg Type: CR  
↓ Student Groups: ALL  
↓ Leading Term: Summer 2024  
↓↓↓



### Headcount Recent HS Grad - Local Feeder HS

Groups	Summer 2024			Summer 2023		
	Prior Concurrent	Not Prior Concurrent	Total	Prior Concurrent	Not Prior Concurrent	Total
Arroyo Grande ..	0	2	2	0	6	6
Cabrillo High	3	13	16	2	8	10
Delta High	6	9	15	7	7	14
Ernest Righetti ..	56	17	73	35	15	50
Lompoc High	6	9	15	3	8	11
Nipomo High	0	4	4	0	7	7
Orcutt Academy	27	3	30	34	1	35
Pioneer Valley ..	49	3	52	46	11	57
Santa Maria High	42	20	62	20	15	35
Santa Ynez HS	4	2	6	2	0	2
St Joseph HS	5	0	5	8	3	11
<b>Grand Total</b>	<b>198</b>	<b>82</b>	<b>280</b>	<b>157</b>	<b>81</b>	<b>238</b>

Headcount Data as of 29 day(s) UNITL term begin | Graph data for 2019 included as a guidepost to show data prior to pandemic | 'True NC' excludes NC courses that serve credit students