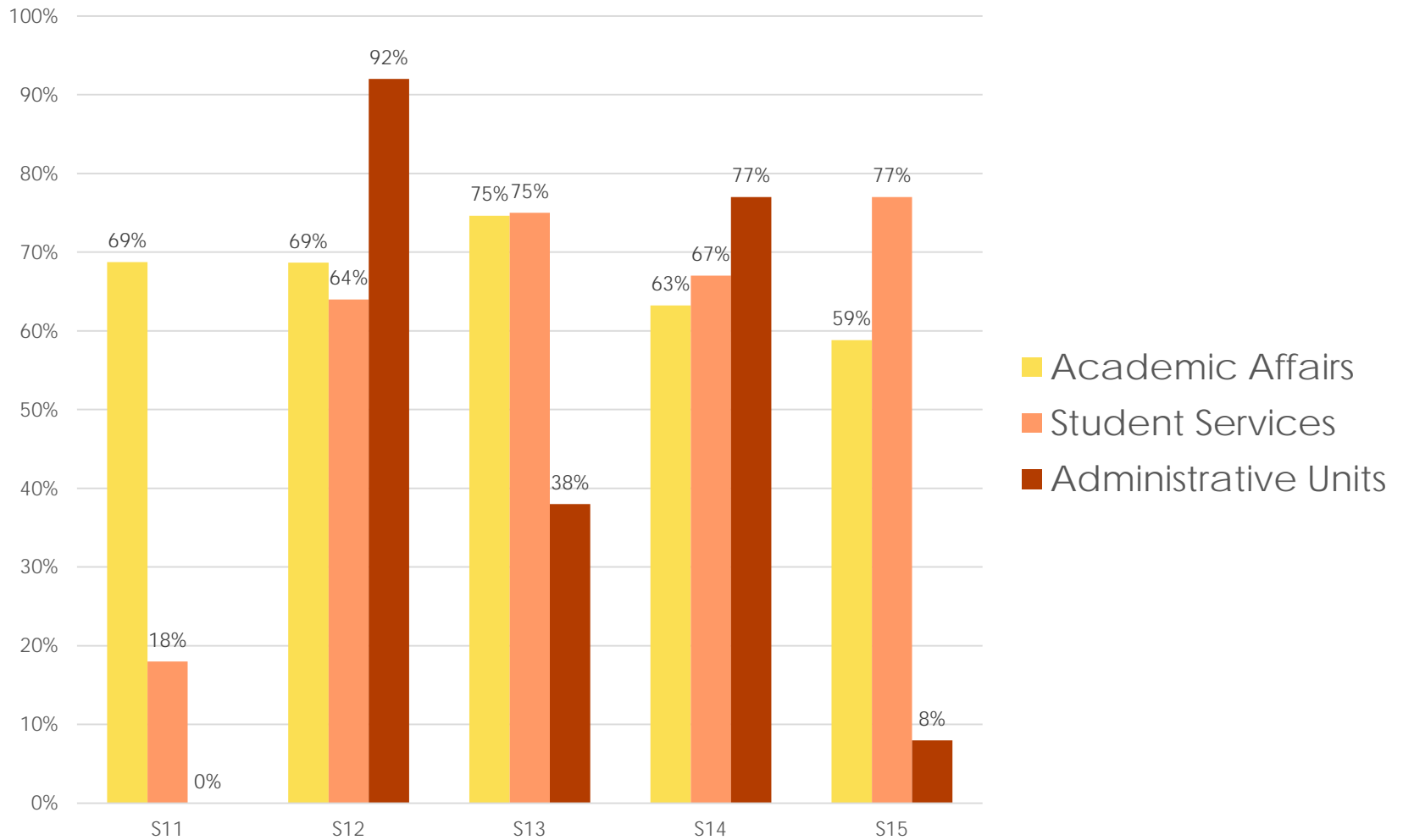


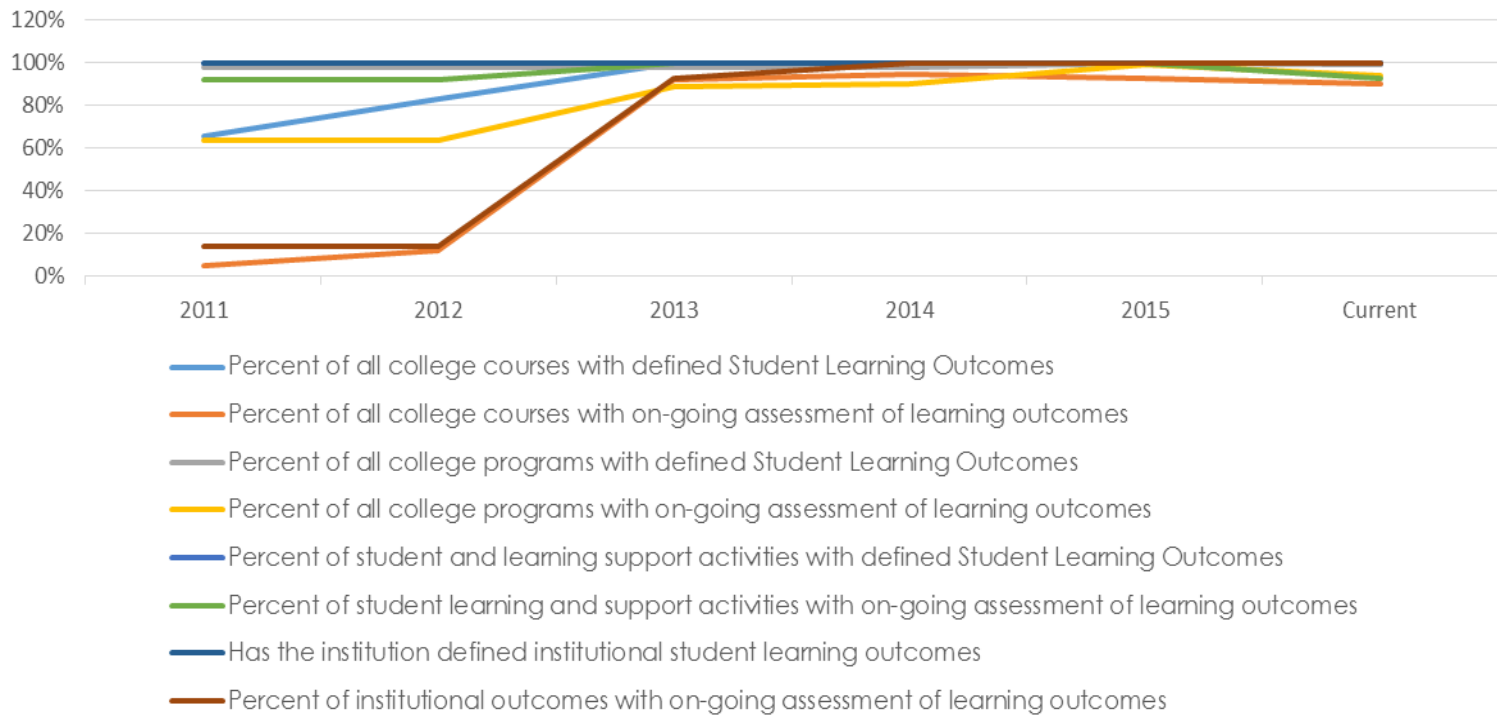
# Program Review and SLOs Status

*2015 Planning Retreat*

## Programs Submitting 6-Year Comprehensive or Annual Updates Each Year

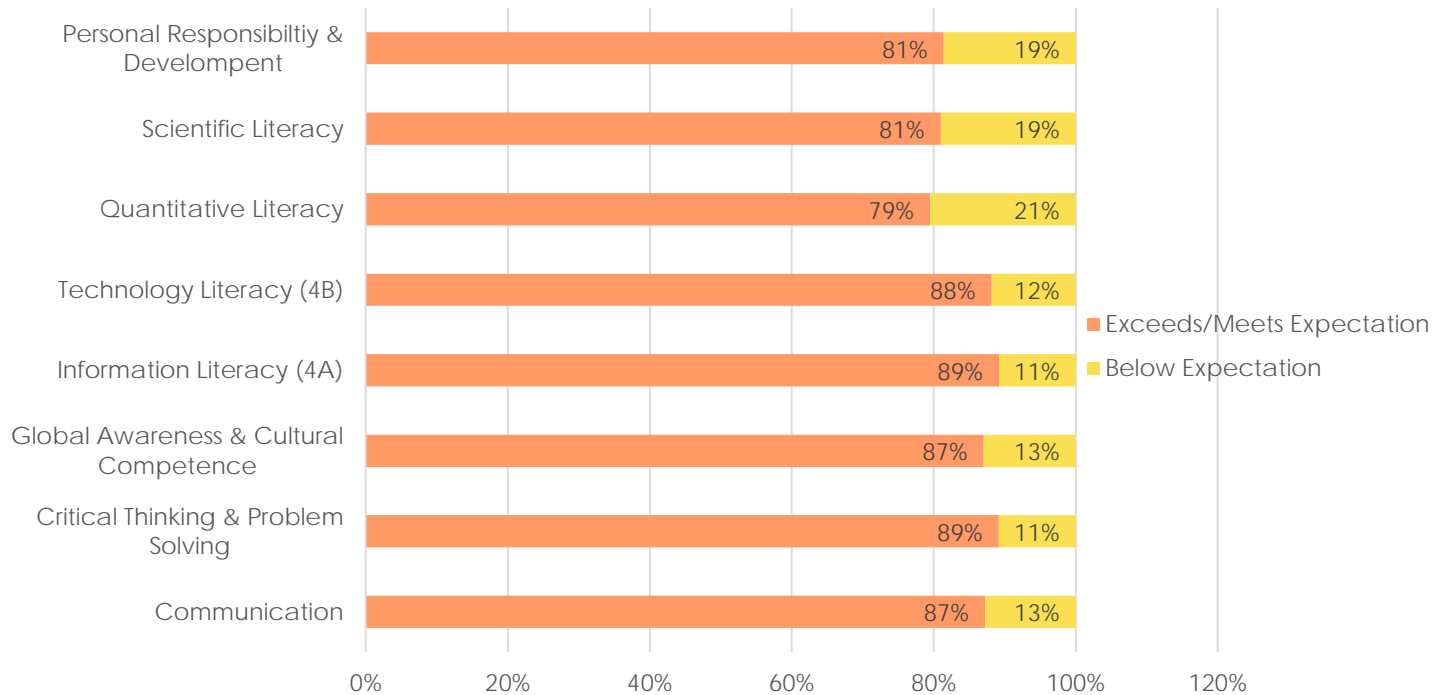


## Annual ACCJC Reporting on Student Learning Outcomes 2011-2015



	Actuals Reported to WASC					eLumen
	2011	2012	2013	2014	2015	Current
Percent of all college courses with defined Student Learning Outcomes	66%	83%	100%	100%	100%	100%
Percent of all college courses with on-going assessment of learning outcomes	5%	12%	92%	95%	93%	90%
Percent of all college programs with defined Student Learning Outcomes	98%	98%	98%	98%	100%	99%
Percent of all college programs with on-going assessment of learning outcomes	64%	64%	89%	90%	99%	94%
Percent of student and learning support activities with defined Student Learning	100%	100%	100%	100%	100%	100%
Percent of student learning and support activities with on-going assessment of learning outcomes	92%	92%	100%	100%	100%	93%
Has the institution defined institutional student learning outcomes	100%	100%	100%	100%	100%	100%
Percent of institutional outcomes with on-going assessment of learning outcomes	14%	14%	93%	100%	100%	100%

## Institutional Learning Outcomes (ILO) Overall Results 2010 - 2015



Institutional Learning Outcomes		Exceeds/Meets Expectation		Below Expectation		Total	
ILO 1:	Communication	32906	87%	4813	13%	37719	100%
ILO 2:	Critical Thinking & Problem Solving	67014	89%	8156	11%	75170	100%
ILO 3:	Global Awareness & Cultural Competence	11094	87%	1650	13%	12744	100%
ILO 4:	Information Literacy (4A)	5205	89%	631	11%	5836	100%
ILO 4:	Technology Literacy (4B)	4044	88%	544	12%	4588	100%
ILO 5:	Quantitative Literacy	6259	79%	1616	21%	7875	100%
ILO 6:	Scientific Literacy	15474	81%	3636	19%	19110	100%
ILO 7:	Personal Responsibility & Development	49672	81%	11347	19%	61019	100%