



DATA SIZZLE

DATA IS THE NEW BACON!

INSTITUTIONAL EFFECTIVENESS NEWSLETTER



CAREER TECHNICAL EDUCATION (CTE) LABOR MARKET DATA

Looking for Labor market data? The Institutional Effectiveness office provides occupational overview reports for Hancock's CTE programs. You can find them by clicking on the CTE Labor Data accordion on the program review webpage.

CTE Labor Data



What's inside this issue:

CTE LABOR MARKET
DATA

Lightcast data are a hybrid dataset derived from official government sources such as the US Census Bureau, Bureau of Economic Analysis, and Bureau of Labor Statistics. Leveraging the unique strengths of each source, our data modeling team creates an authoritative dataset that captures more than 99% of all workers in the United States. This core offering is then enriched with data from online social profiles, resumés, and job postings to give you a complete view of the workforce.

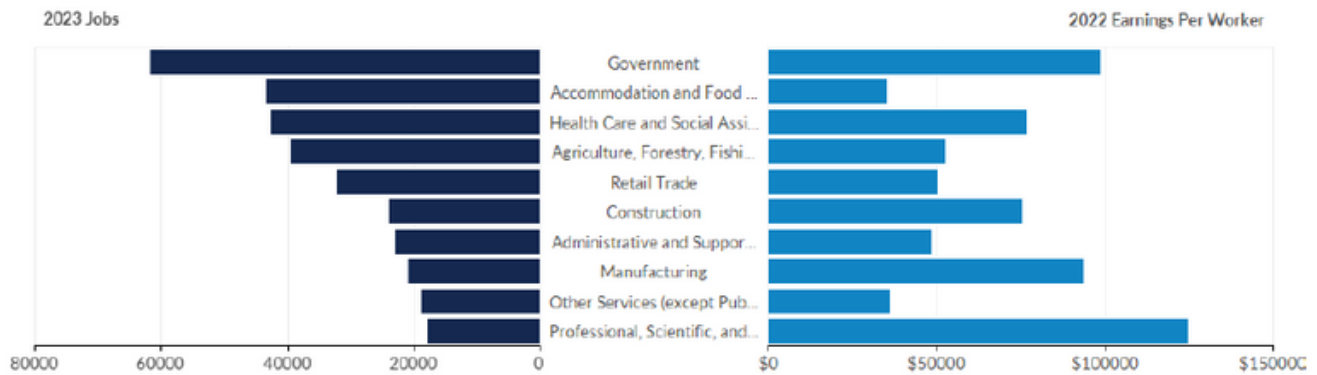
Every fall the reports will be updated with the most recent labor data.



REGIONAL LABOR DATA

LABOR DATA FOR SANTA BARBARA AND SAN LUIS OBISPO COUNTIES

Largest Industries

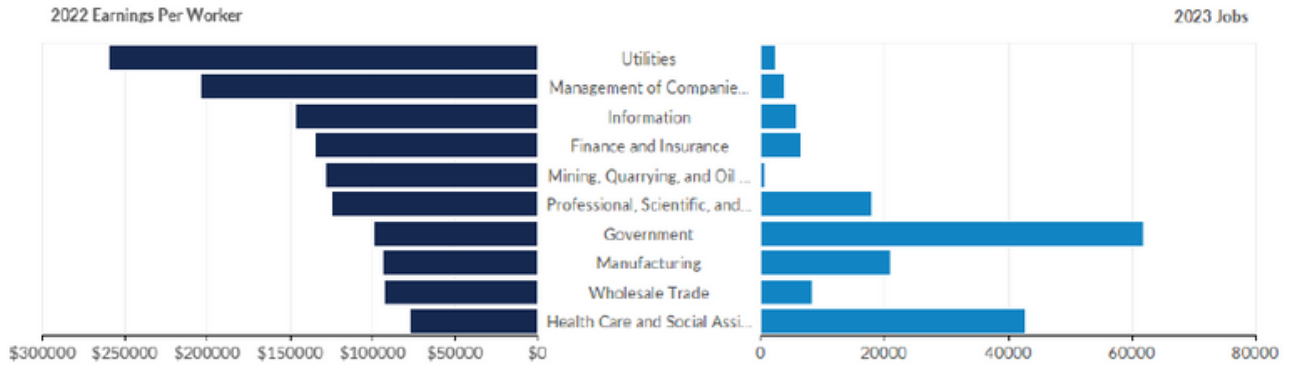


Industry	2023 Jobs	2024 Jobs	Change in Jobs (2023-2024)	% Change	2022 Earnings Per Worker
Government	61,770	62,328	558	1%	\$99,156
Accommodation and Food Services	43,605	45,121	1,516	3%	\$35,696
Health Care and Social Assistance	42,807	44,052	1,245	3%	\$77,043
Agriculture, Forestry, Fishing and Hunting	39,396	41,151	1,755	4%	\$53,044
Retail Trade	32,339	32,449	110	0%	\$50,788
Construction	23,992	24,457	465	2%	\$75,678
Administrative and Support and Waste Management and Remediation Services	22,959	23,709	750	3%	\$48,627
Manufacturing	21,040	21,379	339	2%	\$93,572
Other Services (except Public Administration)	18,927	19,259	332	2%	\$36,113
Professional, Scientific, and Technical Services	17,981	18,193	212	1%	\$124,932

Labor Market Data

REGIONAL LABOR DATA

Highest Paying Industries

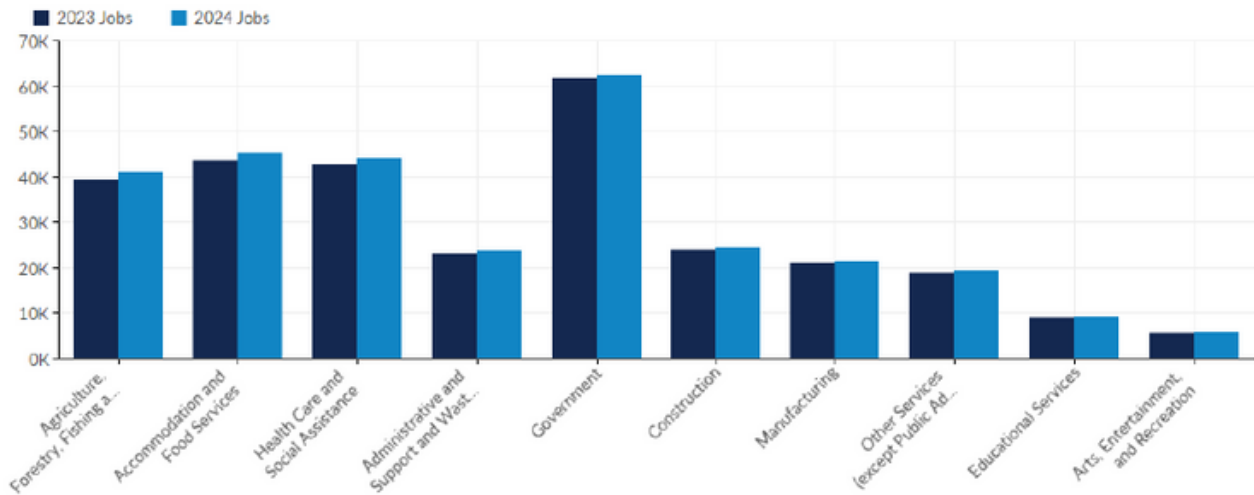


Industry	2023 Jobs	2024 Jobs	Change in Jobs (2023-2024)	% Change	2022 Earnings Per Worker
Utilities	2,132	2,111	-21	-1%	\$260,232
Management of Companies and Enterprises	3,789	3,897	108	3%	\$204,354
Information	5,677	5,768	91	2%	\$146,310
Finance and Insurance	6,453	6,464	11	0%	\$134,580
Mining, Quarrying, and Oil and Gas Extraction	625	599	-26	-4%	\$128,461
Professional, Scientific, and Technical Services	17,981	18,193	212	1%	\$124,932
Government	61,770	62,328	558	1%	\$99,156
Manufacturing	21,040	21,379	339	2%	\$93,572
Wholesale Trade	8,230	8,389	159	2%	\$92,751
Health Care and Social Assistance	42,807	44,052	1,245	3%	\$77,043

Changing the odds

REGIONAL LABOR DATA

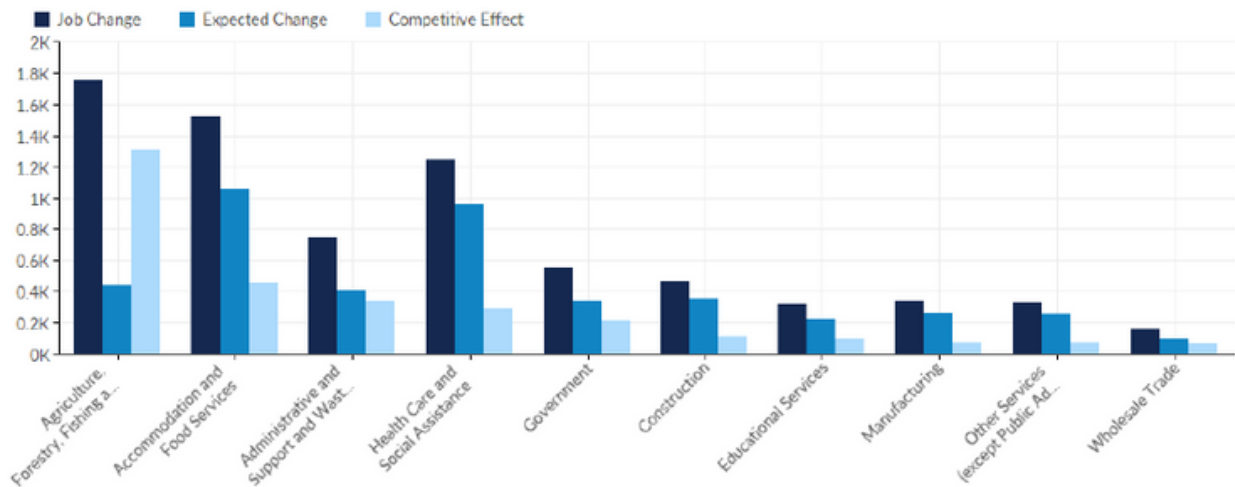
Fastest Growing Industries



Industry	2023 Jobs	2024 Jobs	Change in Jobs (2023-2024)	% Change	2022 Earnings Per Worker
Agriculture, Forestry, Fishing and Hunting	39,396	41,151	1,755	4%	\$53,044
Accommodation and Food Services	43,605	45,121	1,516	3%	\$35,696
Health Care and Social Assistance	42,807	44,052	1,245	3%	\$77,043
Administrative and Support and Waste Management and Remediation Services	22,959	23,709	750	3%	\$48,627
Government	61,770	62,328	558	1%	\$99,156
Construction	23,992	24,457	465	2%	\$75,678
Manufacturing	21,040	21,379	339	2%	\$93,572
Other Services (except Public Administration)	18,927	19,259	332	2%	\$36,113
Educational Services	9,038	9,358	320	4%	\$32,301
Arts, Entertainment, and Recreation	5,658	5,873	215	4%	\$37,647

REGIONAL LABOR DATA

Most Competitive Industries



Industry	Jobs Change	Ind Mix Effect	Nat Growth Effect	Expected Change	Competitive Effect	2022 Earnings Per Worker
Agriculture, Forestry, Fishing and Hunting	1,755	-199	643	444	1,310	\$53,044
Accommodation and Food Services	1,516	347	712	1,059	457	\$35,696
Administrative and Support and Waste Management and Remediation Services	750	35	375	410	339	\$48,627
Health Care and Social Assistance	1,245	260	699	959	286	\$77,043
Government	558	-671	1,008	337	221	\$99,156
Construction	465	-40	392	352	113	\$75,678
Educational Services	320	75	148	223	98	\$32,301
Manufacturing	339	-79	343	264	75	\$93,572
Other Services (except Public Administration)	332	-52	309	257	75	\$36,113
Wholesale Trade	159	-40	134	94	64	\$92,751

Changing the odds