

# Entry Phase

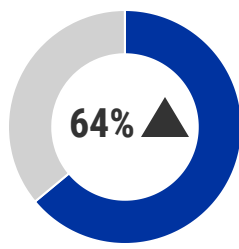
Enrollment through completion of "Gatekeeper" courses

## English and math placement

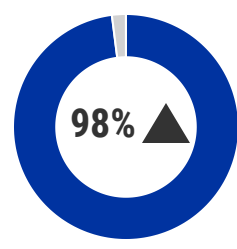


With AB 705 and new placement processes in place, we are seeing increases in the number of students who are enrolling directly into math and English.

Percent of high school students who enroll directly into transfer-level math



Percent of high school students who enroll directly into transfer-level English



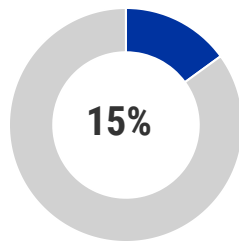
## English and math completion



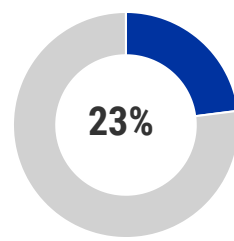
Among degree and/or transfer seeking students that were first-time in 2016, compare the completion rates for all students and those going full-time.

**Complete both transfer-level English and Math in one year**

Overall



Full-time students



## High School Students



## Trends

**80% attempted** and **40% completed 12 or more units** in fall, increasing from 60% and 30% respectively.

In the **2016** cohort of first-time degree and transfer seeking students, **37% were full-time in their first semester.**

First term success rates are **51%** ▼ and has been declining

**58% attempted** and **25% completed 24 or more units** in an academic year, increasing from 50% and 24% respectively.

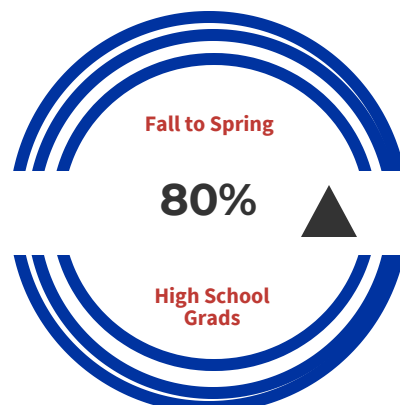
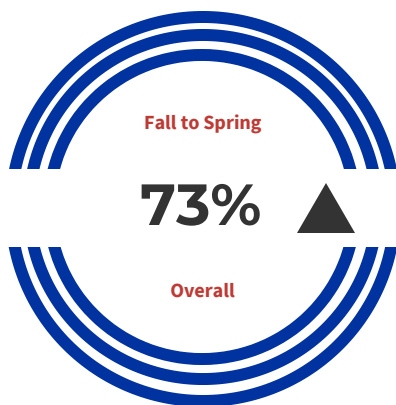
In fall **2018** cohort of first-time degree and transfer seeking students, **48% were attending full-time in their first term.**

First term GPA is **2.29** ▼ and has been declining

## Persistence



Persistence of degree and/or transfer seeking students.



## Progress Phase

Entry into course of study through 75% of program requirements

## Student success and completion metrics

Average units among degree completers (2017-2018)

▼ **93 units**

Among recent graduates, units dropped from 93 units to

▼ **81 units**

Course success rate for CTE students

👍 **79%**

Course success rate in 2018-2019

👍 **73%**

Lower success rate for first-time students

👎 **64%**

Lower success rates for Black, Latinx, and Pacific Islanders

👎 **68%, 70%, 65%**